

Production Worksheet

Wilcom EmbroideryStudio - Designing

FLOWER C 4X4

Design: **Flower C 4x4**









Title:


Stitches: 11,754
Height: 84.4 mm
Width: 95.0 mm
Colors: 2
Colorway: Colorway 1
Zoom: 1.24


z digitizing
support@zdigitizing.com
+1 (213) 788-6748

Machine format: Tajima
Color changes: 7
Stops: 8
Trims: 14
Left: 47.5 mm
Right: 47.5 mm
Up: 42.2 mm
Down: 42.2 mm
EndX: 0.0 mm
EndY: 0.0 mm
Area: 8019.8 mm²
Max stitch: 6.8 mm
Min stitch: 0.3 mm
Max jump: 6.8 mm


Stop Sequence:

#	N#	Color	St.	Code	Name	Chart
1.	2		1,356	1469	Madeira Classic 40	
2.	1		2,657	1169	Split Pea	Madeira Classic 40
3.	2		4,843	1469	Madeira Classic 40	
4.	1		6,665	1169	Split Pea	Madeira Classic 40
5.	2		7,616	1469	Madeira Classic 40	
6.	1		8,467	1169	Split Pea	Madeira Classic 40
7.	2		9,735	1469	Madeira Classic 40	
8.	1		11,752	1169	Split Pea	Madeira Classic 40







Stop #: 1
 Element:
 Code: 1469
 Name:
 Chart: Madeira Classic 40
 Stitches: 1,356
 Thread used: 6.62m




Stop #: 2
 Element:
 Code: 1169
 Name: Split Pea
 Chart: Madeira Classic 40
 Stitches: 1,301
 Thread used: 4.89m




Stop #: 3
 Element:
 Code: 1469
 Name:
 Chart: Madeira Classic 40
 Stitches: 2,186
 Thread used: 11.00m




Stop #: 4
 Element:
 Code: 1169
 Name: Split Pea
 Chart: Madeira Classic 40
 Stitches: 1,822
 Thread used: 7.11m




Stop #: 5
 Element:
 Code: 1469
 Name:
 Chart: Madeira Classic 40
 Stitches: 951
 Thread used: 4.74m



Stop #: 6
 Element:
 Code: 1169
 Name: Split Pea
 Chart: Madeira Classic 40
 Stitches: 851
 Thread used: 3.23m



Stop #: 7
 Element:
 Code: 1469
 Name:
 Chart: Madeira Classic 40
 Stitches: 1,268
 Thread used: 6.33m



Stop #: 8
 Element:
 Code: 1169
 Name: Split Pea
 Chart: Madeira Classic 40
 Stitches: 2,017
 Thread used: 8.52m