

**Production Worksheet**

Wilcom EmbroideryStudio - Designing

**\*APPLE 4X4\***

Design: **Apple 4x4**






Title:


Stitches: 5,565  
Height: 95.3 mm  
Width: 90.6 mm  
Colors: 5  
Colorway: Colorway 1  
Zoom: 1.21

**z digitizing**  
support@zdigitizing.com  
**+1 (213) 788-6748**

Machine format: Tajima  
Color changes: 4  
Stops: 5  
Trims: 5  
Left: 45.3 mm  
Right: 45.3 mm  
Up: 47.7 mm  
Down: 47.7 mm  
EndX: 0.0 mm  
EndY: 0.0 mm  
Area: 8638.4 mm<sup>2</sup>  
Max stitch: 6.6 mm  
Min stitch: 0.4 mm  
Max jump: 6.6 mm

Stop Sequence:

#	N#	Color	St.	Code	Name	Chart
1.	1		1,214	1280	Oregon Green	Madeira Classic 40
2.	2		1,605	1191	Pea Soup	Madeira Classic 40
3.	4		2,021	1083	Placement Line	Applique
4.	5		2,603	1094	Tackdown	Applique
5.	3		5,563	1037	Red	Madeira Classic 40



**Color Film**

Wilcom EmbroideryStudio - Designing


**\*APPLE 4X4\***

Design: **Apple 4x4**


Title:

Stitches: 5,565  
Height: 95.3 mm  
Width: 90.6 mm  
Colors: 5  
Colorway: Colorway 1  
Zoom: 0.50


**z digitizing**  
support@zdigitizing.com  
**+1 (213) 788-6748**




Stop #: 1  
Element:  
Code: 1280  
Name: Oregon Green  
Chart: Madeira Classic 40  
Stitches: 1,214  
Thread used: 6.95m




Stop #: 2  
Element:  
Code: 1191  
Name: Pea Soup  
Chart: Madeira Classic 40  
Stitches: 391  
Thread used: 2.72m



Stop #: 3  
Element:  
Code: 1083  
Name: Placement Line  
Chart: Applique  
Stitches: 416  
Thread used: 1.92m



Stop #: 4  
Element:  
Code: 1094  
Name: Tackdown  
Chart: Applique  
Stitches: 582  
Thread used: 3.88m



Stop #: 5  
Element:  
Code: 1037  
Name: Red  
Chart: Madeira Classic 40  
Stitches: 2,960  
Thread used: 22.53m