

# Production Worksheet

Wilcom EmbroideryStudio - Designing

## \*CAT P 5X5\*

Design: **Cat P 5x5**



Title:


Stitches: 16,205  
Height: 100.3 mm  
Width: 127.4 mm  
Colors: 2  
Colorway: Colorway 1  
Zoom: 0.98

**z digitizing**  
support@zdigitizing.com  
+1 (213) 788-6748

Machine format: Tajima  
Color changes: 1  
Stops: 2  
Trims: 3  
Left: 63.7 mm  
Right: 63.7 mm  
Up: 50.2 mm  
Down: 50.2 mm  
EndX: 0.0 mm  
EndY: 0.0 mm  
Area: 12787.5 mm<sup>2</sup>  
Max stitch: 7.0 mm  
Min stitch: 0.3 mm  
Max jump: 7.0 mm

Stop Sequence:

#	N#	Color	St.	Code	Name	Chart
1.	2		10,963	1011	Chrome	Madeira Classic 40
2.	1		16,203	1000	Black	Madeira Classic 40



# Color Film

Wilcom EmbroideryStudio - Designing


## \*CAT P 5X5\*

Design: **Cat P 5x5**


Title:

Stitches: 16,205  
Height: 100.3 mm  
Width: 127.4 mm  
Colors: 2  
Colorway: Colorway 1  
Zoom: 0.37

**z digitizing**  
support@zdigitizing.com  
+1 (213) 788-6748



Stop #: 1  
Element:  
Code: 1011  
Name: Chrome  
Chart: Madeira Classic 40  
Stitches: 10,963  
Thread used: 71.59m



Stop #: 2  
Element:  
Code: 1000  
Name: Black  
Chart: Madeira Classic 40  
Stitches: 5,240  
Thread used: 27.82m