

Production Worksheet

Wilcom EmbroideryStudio - Designing

CAT Q 4X4

Design: **Cat Q 4x4**




Title:


Stitches: 17,512
Height: 70.9 mm
Width: 96.0 mm
Colors: 3
Colorway: Colorway 1
Zoom: 1.15

z digitizing
support@zdigitizing.com
+1 (213) 788-6748

Machine format: Tajima
Color changes: 2
Stops: 3
Trims: 8
Left: 48.0 mm
Right: 48.0 mm
Up: 35.4 mm
Down: 35.4 mm
EndX: 0.0 mm
EndY: 0.0 mm
Area: 6803.6 mm²
Max stitch: 6.2 mm
Min stitch: 0.1 mm
Max jump: 6.4 mm

Stop Sequence:

#	N#	Color	St.	Code	Name	Chart
1.	2		10,214	1372	Pumpkin Spice	Madeira Classic 40
2.	3		11,986	1126	Light Brown Sugar	Madeira Classic 40
3.	1		17,510	1000	Black	Madeira Classic 40



Color Film

Wilcom EmbroideryStudio - Designing


CAT Q 4X4

Design: **Cat Q 4x4**


Title:

Stitches: 17,512
Height: 70.9 mm
Width: 96.0 mm
Colors: 3
Colorway: Colorway 1
Zoom: 0.49


z digitizing
support@zdigitizing.com
+1 (213) 788-6748



Stop #: 1
Element:
Code: 1372
Name: Pumpkin Spice
Chart: Madeira Classic 40
Stitches: 10,214
Thread used: 67.74m



Stop #: 2
Element:
Code: 1126
Name: Light Brown Sugar
Chart: Madeira Classic 40
Stitches: 1,772
Thread used: 8.29m



Stop #: 3
Element:
Code: 1000
Name: Black
Chart: Madeira Classic 40
Stitches: 5,524
Thread used: 26.97m