

Production Worksheet

Wilcom EmbroideryStudio - Designing

CAT Q 5X5

Design: **Cat Q 5x5**




Title:


Stitches: 27,255
Height: 94.4 mm
Width: 128.0 mm
Colors: 3
Colorway: Colorway 1
Zoom: 0.86

z digitizing
support@zdigitizing.com
+1 (213) 788-6748

Machine format: Tajima
Color changes: 2
Stops: 3
Trims: 10
Left: 64.0 mm
Right: 64.0 mm
Up: 47.2 mm
Down: 47.2 mm
EndX: 0.0 mm
EndY: 0.0 mm
Area: 12085.9 mm²
Max stitch: 6.7 mm
Min stitch: 0.1 mm
Max jump: 6.8 mm

Stop Sequence:

#	N#	Color	St.	Code	Name	Chart
1.	2		17,372	1372	Pumpkin Spice	Madeira Classic 40
2.	3		19,951	1126	Light Brown Sugar	Madeira Classic 40
3.	1		27,253	1000	Black	Madeira Classic 40



Color Film

Wilcom EmbroideryStudio - Designing


CAT Q 5X5

Design: **Cat Q 5x5**


Title:

Stitches: 27,255
Height: 94.4 mm
Width: 128.0 mm
Colors: 3
Colorway: Colorway 1
Zoom: 0.37


z digitizing
support@zdigitizing.com
+1 (213) 788-6748



Stop #: 1
Element:
Code: 1372
Name: Pumpkin Spice
Chart: Madeira Classic 40
Stitches: 17,372
Thread used: 118.39m



Stop #: 2
Element:
Code: 1126
Name: Light Brown Sugar
Chart: Madeira Classic 40
Stitches: 2,579
Thread used: 13.12m



Stop #: 3
Element:
Code: 1000
Name: Black
Chart: Madeira Classic 40
Stitches: 7,302
Thread used: 39.75m