

Production Worksheet

Wilcom EmbroideryStudio - Designing

CAT T 3X3

Design: **Cat T 3x3**

Title:


Stitches: 6,642
Height: 43.5 mm
Width: 77.2 mm
Colors: 4
Colorway: Colorway 1
Zoom: 1.53

z digitizing
support@zdigitizing.com
+1 (213) 788-6748

Machine format: Tajima
Color changes: 3
Stops: 4
Trims: 11
Left: 38.6 mm
Right: 38.6 mm
Up: 21.8 mm
Down: 21.8 mm
EndX: 0.0 mm
EndY: 0.0 mm
Area: 3358.1 mm²
Max stitch: 6.4 mm
Min stitch: 0.2 mm
Max jump: 6.4 mm

Stop Sequence:

#	N#	Color	St.	Code	Name	Chart
1.	1		3,947	1431		Madeira Classic 40
2.	2		6,325	1000	Black	Madeira Classic 40
3.	3		6,382	1001	White	Madeira Classic 40
4.	4		6,640	1114	Pink Petal	Madeira Classic 40



Color Film

Wilcom EmbroideryStudio - Designing

CAT T 3X3

Design: **Cat T 3x3**

Title:

Stitches: 6,642

Height: 43.5 mm


Width: 77.2 mm

Colors: 4

Colorway: Colorway 1

Zoom: 0.61

 **digitizing**
support@zdigitizing.com
+1 (213) 788-6748



Stop #: 1

Element:


Code: 1431

Name:

Chart: Madeira Classic 40

Stitches: 3,947

Thread used: 24.33m



Stop #: 2

Element:


Code: 1000

Name: Black

Chart: Madeira Classic 40

Stitches: 2,378

Thread used: 10.82m



Stop #: 3

Element:

Code: 1001

Name: White

Chart: Madeira Classic 40

Stitches: 57

Thread used: 0.18m



Stop #: 4

Element:

Code: 1114

Name: Pink Petal

Chart: Madeira Classic 40

Stitches: 258

Thread used: 0.94m