

Production Worksheet

Wilcom EmbroideryStudio - Designing

CAT X 3X3

Design: **Cat X 3x3**






Title:


Stitches: 10,115
Height: 76.9 mm
Width: 70.7 mm
Colors: 4
Colorway: Colorway 1
Zoom: 1.57

z digitizing
support@zdigitizing.com
+1 (213) 788-6748

Machine format: Tajima
Color changes: 4
Stops: 5
Trims: 10
Left: 35.3 mm
Right: 35.3 mm
Up: 38.4 mm
Down: 38.4 mm
EndX: 0.0 mm
EndY: 0.0 mm
Area: 5432.6 mm²
Max stitch: 10.1 mm
Min stitch: 0.3 mm
Max jump: 6.0 mm

Stop Sequence:

#	N#	Color	St.	Code	Name	Chart
1.	2		4,258	1001	White	Madeira Classic 40
2.	3		5,853	1273	Peanut Brittle	Madeira Classic 40
3.	1		9,820	1000	Black	Madeira Classic 40
4.	2		9,907	1001	White	Madeira Classic 40
5.	4		10,113	1018	Light Salmon	Madeira Classic 40



Color Film

Wilcom EmbroideryStudio - Designing

CAT X 3X3

Design: **Cat X 3x3**

Title:

Stitches: 10,115

Height: 76.9 mm

Width: 70.7 mm

Colors: 4

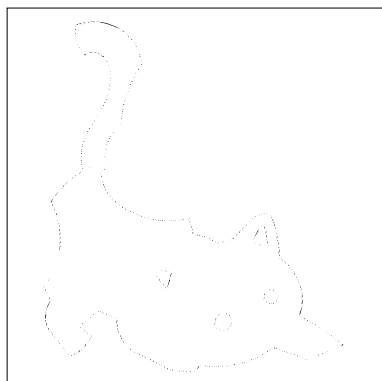
Colorway: Colorway 1

Zoom: 0.62

 **digitizing**

support@zdigitizing.com

+1 (213) 788-6748



Stop #: 1

Element:


Code: 1001

Name: White

Chart: Madeira Classic 40

Stitches: 4,258

Thread used: 26.00m



Stop #: 2

Element:


Code: 1273

Name: Peanut Brittle

Chart: Madeira Classic 40

Stitches: 1,595

Thread used: 8.23m



Stop #: 3

Element:


Code: 1000

Name: Black

Chart: Madeira Classic 40

Stitches: 3,967

Thread used: 18.30m



Stop #: 4

Element:


Code: 1001

Name: White

Chart: Madeira Classic 40

Stitches: 87

Thread used: 0.40m



Stop #: 5

Element:

Code: 1018

Name: Light Salmon

Chart: Madeira Classic 40

Stitches: 206

Thread used: 0.92m