

Production Worksheet

Wilcom EmbroideryStudio - Designing

LADYBIRD A 3X3

Design: **Ladybird A 3x3**

Title:

Stitches: 9,092
Height: 76.5 mm
Width: 70.5 mm
Colors: 3
Colorway: Colorway 1
Zoom: 1.61

z digitizing
support@zdigitizing.com
+1 (213) 788-6748

Machine format: Tajima
Color changes: 3
Stops: 4
Trims: 9
Left: 35.3 mm
Right: 35.3 mm
Up: 38.3 mm
Down: 38.3 mm
EndX: 0.0 mm
EndY: 0.0 mm
Area: 5396.6 mm²
Max stitch: 6.7 mm
Min stitch: 0.3 mm
Max jump: 7.2 mm

Stop Sequence:

#	N#	Color	St.	Code	Name	Chart
1.	2	Black	3,183	1000	Black	Madeira Classic 40
2.	3	White	3,453	1003	White	Madeira Classic 40
3.	1	Cinnamon Candy	8,441	1037	Cinnamon Candy	Madeira Classic 40
4.	2	Black	9,090	1000	Black	Madeira Classic 40



Color Film

Wilcom EmbroideryStudio - Designing


LADYBIRD A 3X3

Design: **Ladybird A 3x3**


Title:

Stitches: 9,092
Height: 76.5 mm
Width: 70.5 mm
Colors: 3
Colorway: Colorway 1
Zoom: 0.62


z digitizing
support@zdigitizing.com
+1 (213) 788-6748




Stop #: 1
Element:
Code: 1000
Name: Black
Chart: Madeira Classic 40
Stitches: 3,183
Thread used: 18.21m



Stop #: 2
Element:
Code: 1003
Name: White
Chart: Madeira Classic 40
Stitches: 270
Thread used: 1.47m



Stop #: 3
Element:
Code: 1037
Name: Cinnamon Candy
Chart: Madeira Classic 40
Stitches: 4,988
Thread used: 31.24m



Stop #: 4
Element:
Code: 1000
Name: Black
Chart: Madeira Classic 40
Stitches: 649
Thread used: 4.71m