

# Production Worksheet

Wilcom EmbroideryStudio - Designing

## \*BROWN DONUT 3X3\*

Design: **Brown Donut 3x3**




Title:


Stitches: 10,728  
Height: 76.6 mm  
Width: 76.7 mm  
Colors: 3  
Colorway: Colorway 1  
Zoom: 1.54

**z digitizing**  
support@zdigitizing.com  
+1 (213) 788-6748

Machine format: Tajima  
Color changes: 2  
Stops: 3  
Trims: 18  
Left: 38.4 mm  
Right: 38.4 mm  
Up: 38.3 mm  
Down: 38.3 mm  
EndX: 0.0 mm  
EndY: 0.0 mm  
Area: 5874.8 mm<sup>2</sup>  
Max stitch: 6.8 mm  
Min stitch: 0.4 mm  
Max jump: 7.0 mm

Stop Sequence:

#	N#	Color	St.	Code	Name	Chart
1.	1		3,547	1078	Pumpkin	Madeira Classic 40
2.	2		9,905	1058	Sienna	Madeira Classic 40
3.	3		10,726	1322	Royal Purple	Madeira Classic 40



# Color Film

Wilcom EmbroideryStudio - Designing


## \*BROWN DONUT 3X3\*

Design: **Brown Donut 3x3**


Title:

Stitches: 10,728  
Height: 76.6 mm  
Width: 76.7 mm  
Colors: 3  
Colorway: Colorway 1  
Zoom: 0.62

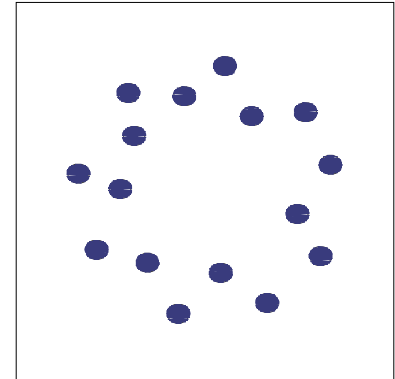
**z digitizing**  
support@zdigitizing.com  
+1 (213) 788-6748



Stop #: 1  
Element:  
Code: 1078  
Name: Pumpkin  
Chart: Madeira Classic 40  
Stitches: 3,547  
Thread used: 20.50m



Stop #: 2  
Element:  
Code: 1058  
Name: Sienna  
Chart: Madeira Classic 40  
Stitches: 6,358  
Thread used: 43.03m



Stop #: 3  
Element:  
Code: 1322  
Name: Royal Purple  
Chart: Madeira Classic 40  
Stitches: 821  
Thread used: 5.11m