

Production Worksheet

Wilcom EmbroideryStudio - Designing

CAT FACE A 3X3

Design: **Cat Face A 3x3**





Title:


Stitches: 12,017
Height: 70.9 mm
Width: 76.5 mm
Colors: 4
Colorway: Colorway 1
Zoom: 1.62

z digitizing
support@zdigitizing.com
+1 (213) 788-6748

Machine format: Tajima
Color changes: 3
Stops: 4
Trims: 8
Left: 38.3 mm
Right: 38.3 mm
Up: 35.4 mm
Down: 35.4 mm
EndX: 0.0 mm
EndY: 0.0 mm
Area: 5424.9 mm²
Max stitch: 6.9 mm
Min stitch: 0.2 mm
Max jump: 6.9 mm

Stop Sequence:

#	N#	Color	St.	Code	Name	Chart
1.	1		7,899	1177	Blue Bird	Madeira Classic 40
2.	2		8,109	1485		Madeira Classic 40
3.	3		11,884	1000	Black	Madeira Classic 40
4.	4		12,015	1001	White	Madeira Classic 40



Color Film

Wilcom EmbroideryStudio - Designing


CAT FACE A 3X3

Design: **Cat Face A 3x3**


Title:

Stitches: 12,017
Height: 70.9 mm
Width: 76.5 mm
Colors: 4
Colorway: Colorway 1
Zoom: 0.62


z digitizing
support@zdigitizing.com
+1 (213) 788-6748




Stop #: 1
Element:
Code: 1177
Name: Blue Bird
Chart: Madeira Classic 40
Stitches: 7,899
Thread used: 53.84m



Stop #: 2
Element:
Code: 1485
Name:
Chart: Madeira Classic 40
Stitches: 210
Thread used: 1.07m



Stop #: 3
Element:
Code: 1000
Name: Black
Chart: Madeira Classic 40
Stitches: 3,775
Thread used: 24.70m



Stop #: 4
Element:
Code: 1001
Name: White
Chart: Madeira Classic 40
Stitches: 131
Thread used: 0.79m