

Production Worksheet

Wilcom EmbroideryStudio - Designing

CHICK A 4X4

Design: **Chick A 4x4**





Title:


Stitches: 11,045
Height: 96.0 mm
Width: 71.7 mm
Colors: 4
Colorway: Colorway 1
Zoom: 1.55

z digitizing
support@zdigitizing.com
+1 (213) 788-6748

Machine format: Tajima
Color changes: 3
Stops: 4
Trims: 6
Left: 35.8 mm
Right: 35.8 mm
Up: 48.0 mm
Down: 48.0 mm
EndX: 0.0 mm
EndY: 0.0 mm
Area: 6882.8 mm²
Max stitch: 6.8 mm
Min stitch: 0.3 mm
Max jump: 6.8 mm

Stop Sequence:

#	N#	Color	St.	Code	Name	Chart
1.	4		1,356	1137	Citrus Burst	Madeira Classic 40
2.	2		7,637	1135	Baby Chick	Madeira Classic 40
3.	3		10,980	1181	Candy Apple Red	Madeira Classic 40
4.	1		11,043	1135	Baby Chick	Madeira Classic 40



Color Film

Wilcom EmbroideryStudio - Designing

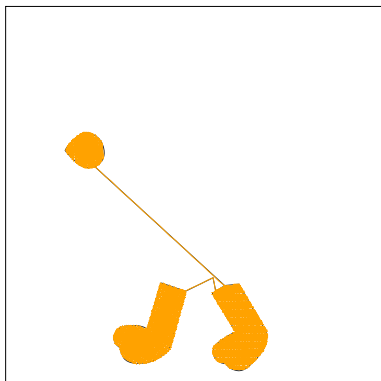
CHICK A 4X4

Design: **Chick A 4x4**


Title:

Stitches: 11,045
Height: 96.0 mm
Width: 71.7 mm
Colors: 4
Colorway: Colorway 1
Zoom: 0.49


z digitizing
support@zdigitizing.com
+1 (213) 788-6748




Stop #: 1
Element:
Code: 1137
Name: Citrus Burst
Chart: Madeira Classic 40
Stitches: 1,356
Thread used: 7.54m



Stop #: 2
Element:
Code: 1135
Name: Baby Chick
Chart: Madeira Classic 40
Stitches: 6,281
Thread used: 42.85m



Stop #: 3
Element:
Code: 1181
Name: Candy Apple Red
Chart: Madeira Classic 40
Stitches: 3,343
Thread used: 20.64m



Stop #: 4
Element:
Code: 1135
Name: Baby Chick
Chart: Madeira Classic 40
Stitches: 63
Thread used: 0.28m