

Production Worksheet

Wilcom EmbroideryStudio - Designing

CHICK A 5X5

Design: **Chick A 5x5**





Title:


Stitches: 17,573
Height: 128.0 mm
Width: 95.5 mm
Colors: 4
Colorway: Colorway 1
Zoom: 1.17

z digitizing
support@zdigitizing.com
+1 (213) 788-6748

Machine format: Tajima
Color changes: 3
Stops: 4
Trims: 6
Left: 47.7 mm
Right: 47.7 mm
Up: 64.0 mm
Down: 64.0 mm
EndX: 0.0 mm
EndY: 0.0 mm
Area: 12219.4 mm²
Max stitch: 6.8 mm
Min stitch: 0.3 mm
Max jump: 6.8 mm

Stop Sequence:

#	N#	Color	St.	Code	Name	Chart
1.	4		2,149	1137	Citrus Burst	Madeira Classic 40
2.	2		13,000	1135	Baby Chick	Madeira Classic 40
3.	3		17,481	1181	Candy Apple Red	Madeira Classic 40
4.	1		17,571	1135	Baby Chick	Madeira Classic 40



Color Film

Wilcom EmbroideryStudio - Designing

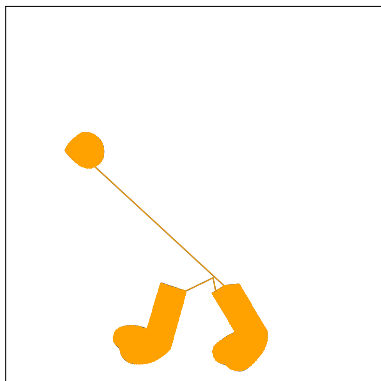
CHICK A 5X5

Design: **Chick A 5x5**


Title:

Stitches: 17,573
Height: 128.0 mm
Width: 95.5 mm
Colors: 4
Colorway: Colorway 1
Zoom: 0.37


z digitizing
support@zdigitizing.com
+1 (213) 788-6748




Stop #: 1
Element:
Code: 1137
Name: Citrus Burst
Chart: Madeira Classic 40
Stitches: 2,149
Thread used: 12.64m



Stop #: 2
Element:
Code: 1135
Name: Baby Chick
Chart: Madeira Classic 40
Stitches: 10,851
Thread used: 75.57m



Stop #: 3
Element:
Code: 1181
Name: Candy Apple Red
Chart: Madeira Classic 40
Stitches: 4,481
Thread used: 31.91m



Stop #: 4
Element:
Code: 1135
Name: Baby Chick
Chart: Madeira Classic 40
Stitches: 90
Thread used: 0.44m