

# Production Worksheet

Wilcom EmbroideryStudio - Designing

## \*GIRL FACE A 5X5\*

Design: **Girl Face A 5x5**




Title:

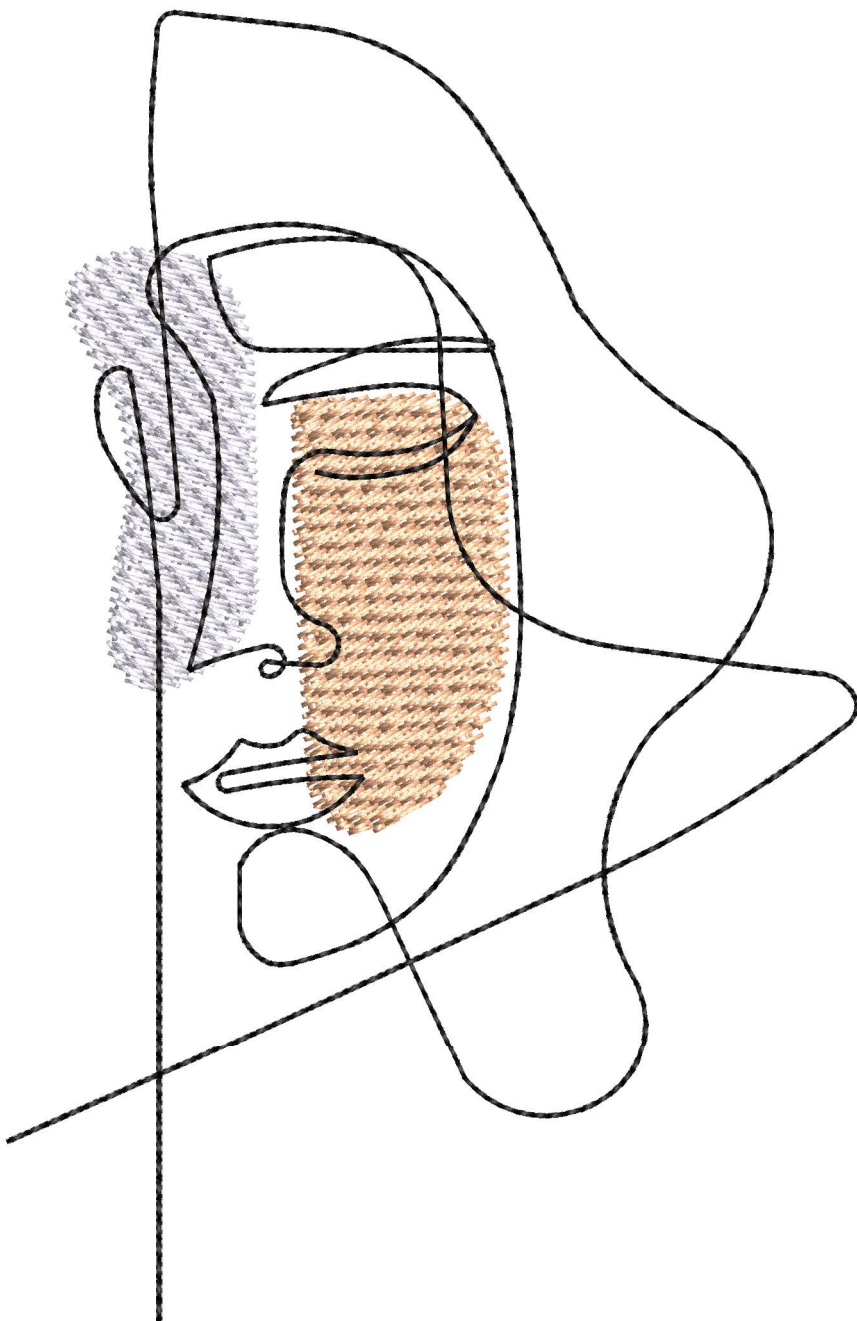
Stitches: 3,121  
Height: 127.0 mm  
Width: 82.4 mm  
Colors: 3  
Colorway: Colorway 1  
Zoom: 1.36

**z digitizing**  
support@zdigitizing.com  
+1 (213) 788-6748

Machine format: Tajima  
Color changes: 2  
Stops: 3  
Trims: 4  
Left: 41.2 mm  
Right: 41.2 mm  
Up: 63.5 mm  
Down: 63.5 mm  
EndX: 0.0 mm  
EndY: 0.0 mm  
Area: 10463.4 mm<sup>2</sup>  
Max stitch: 6.9 mm  
Min stitch: 0.4 mm  
Max jump: 6.9 mm

### Stop Sequence:

#	N#	Color	St.	Code	Name	Chart
1.	2		641	1005	Fluorescent White	Madeira Classic 40
2.	3		1,433	1155	Marmalade	Madeira Classic 40
3.	1		3,119	1000	Black	Madeira Classic 40



# Color Film

Wilcom EmbroideryStudio - Designing


## \*GIRL FACE A 5X5\*

Design: **Girl Face A 5x5**

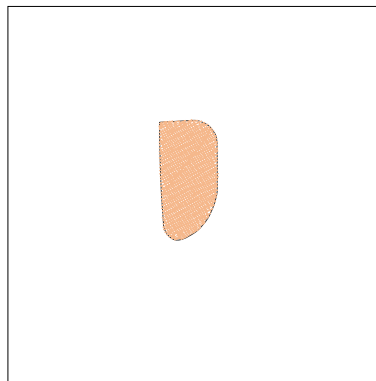
Title:

Stitches: 3,121  
Height: 127.0 mm  
Width: 82.4 mm  
Colors: 3  
Colorway: Colorway 1  
Zoom: 0.37

**z digitizing**  
support@zdigitizing.com  
+1 (213) 788-6748



Stop #: 1  
Element:  
Code: 1005  
Name: Fluorescent White  
Chart: Madeira Classic 40  
Stitches: 641  
Thread used: 3.91m



Stop #: 2  
Element:  
Code: 1155  
Name: Marmalade  
Chart: Madeira Classic 40  
Stitches: 792  
Thread used: 5.09m



Stop #: 3  
Element:  
Code: 1000  
Name: Black  
Chart: Madeira Classic 40  
Stitches: 1,686  
Thread used: 7.23m