

# Production Worksheet

Wilcom EmbroideryStudio - Designing

## \*ARIES 5X5\*

Design: **Aries 5x5**







Title:

Stitches: 9,256  
Height: 127.3 mm  
Width: 126.7 mm  
Colors: 6  
Colorway: Colorway 1  
Zoom: 0.91

**z digitizing**  
support@zdigitizing.com  
+1 (213) 788-6748

Machine format: Tajima  
Color changes: 5  
Stops: 6  
Trims: 9  
Left: 63.3 mm  
Right: 63.4 mm  
Up: 63.7 mm  
Down: 63.7 mm  
EndX: 0.0 mm  
EndY: 0.0 mm  
Area: 16134.5 mm<sup>2</sup>  
Max stitch: 7.2 mm  
Min stitch: 0.1 mm  
Max jump: 6.9 mm

Stop Sequence:

#	N#	Color	St.	Code	Name	Chart
1.	2		595	1037	Placement Line	Applique
2.	3		1,021	1064	Tackdown	Applique
3.	1		3,763	1249	Shamrock	Madeira Classic 40
4.	5		7,241	1041	Polished Pewter	Madeira Classic 40
5.	6		9,051	1105	Weeping Willow	Madeira Classic 40
6.	4		9,254	1001	White	Madeira Classic 40



# Color Film

Wilcom EmbroideryStudio - Designing


## \*ARIES 5X5\*

Design: **Aries 5x5**


Title:

Stitches: 9,256  
Height: 127.3 mm  
Width: 126.7 mm  
Colors: 6  
Colorway: Colorway 1  
Zoom: 0.37


**z digitizing**  
support@zdigitizing.com  
+1 (213) 788-6748



Stop #: 1  
Element:  
Code: 1037  
Name: Placement Line  
Chart: Applique  
Stitches: 595  
Thread used: 2.77m



Stop #: 2  
Element:  
Code: 1064  
Name: Tackdown  
Chart: Applique  
Stitches: 426  
Thread used: 2.62m




Stop #: 3  
Element:  
Code: 1249  
Name: Shamrock  
Chart: Madeira Classic 40  
Stitches: 2,742  
Thread used: 21.95m



Stop #: 4  
Element:  
Code: 1041  
Name: Polished Pewter  
Chart: Madeira Classic 40  
Stitches: 3,478  
Thread used: 30.11m



Stop #: 5  
Element:  
Code: 1105  
Name: Weeping Willow  
Chart: Madeira Classic 40  
Stitches: 1,810  
Thread used: 14.22m



Stop #: 6  
Element:  
Code: 1001  
Name: White  
Chart: Madeira Classic 40  
Stitches: 203  
Thread used: 1.26m