

# Production Worksheet

Wilcom EmbroideryStudio - Designing

## \*FISH E 5X5\*

Design: **Fish E 5x5**





Title:


Stitches: 12,891  
Height: 127.0 mm  
Width: 100.5 mm  
Colors: 4  
Colorway: Colorway 1  
Zoom: 1.17

**z digitizing**  
support@zdigitizing.com  
+1 (213) 788-6748

Machine format: Tajima  
Color changes: 3  
Stops: 4  
Trims: 9  
Left: 50.3 mm  
Right: 50.1 mm  
Up: 63.5 mm  
Down: 63.4 mm  
EndX: 0.0 mm  
EndY: 0.0 mm  
Area: 12757.0 mm<sup>2</sup>  
Max stitch: 9.5 mm  
Min stitch: 0.0 mm  
Max jump: 7.0 mm

Stop Sequence:

#	N#	Color	St.	Code	Name	Chart
1.	1		6,313	1322	Royal Purple	Madeira Classic 40
2.	3		6,406	1000	Black	Madeira Classic 40
3.	4		6,886	1003	Cream White	Madeira Classic 40
4.	2		12,889	1088	Robin's Egg	Madeira Classic 40



# Color Film

Wilcom EmbroideryStudio - Designing


## \*FISH E 5X5\*

Design: **Fish E 5x5**


Title:

Stitches: 12,891  
Height: 127.0 mm  
Width: 100.5 mm  
Colors: 4  
Colorway: Colorway 1  
Zoom: 0.37


**z digitizing**  
support@zdigitizing.com  
+1 (213) 788-6748




Stop #: 1  
Element:  
Code: 1322  
Name: Royal Purple  
Chart: Madeira Classic 40  
Stitches: 6,313  
Thread used: 43.41m



Stop #: 2  
Element:  
Code: 1000  
Name: Black  
Chart: Madeira Classic 40  
Stitches: 93  
Thread used: 0.70m



Stop #: 3  
Element:  
Code: 1003  
Name: Cream White  
Chart: Madeira Classic 40  
Stitches: 480  
Thread used: 2.89m



Stop #: 4  
Element:  
Code: 1088  
Name: Robin's Egg  
Chart: Madeira Classic 40  
Stitches: 6,003  
Thread used: 37.80m