

Production Worksheet

Wilcom EmbroideryStudio - Designing

MOM Q 5X5

Design: **Mom Q 5x5**




Title:


Stitches: 7,259
Height: 50.0 mm
Width: 127.0 mm
Colors: 3
Colorway: Colorway 1
Zoom: 0.94

z digitizing
support@zdigitizing.com
+1 (213) 788-6748

Machine format: Tajima
Color changes: 2
Stops: 3
Trims: 4
Left: 63.5 mm
Right: 63.5 mm
Up: 25.0 mm
Down: 25.0 mm
EndX: 0.0 mm
EndY: 0.0 mm
Area: 6350.0 mm²
Max stitch: 11.8 mm
Min stitch: 0.1 mm
Max jump: 6.8 mm

Stop Sequence:

#	N#	Color	St.	Code	Name	Chart
1.	2		3,646	1000	Black	Madeira Classic 40
2.	1		6,796	1184	Scarlet Rose	Madeira Classic 40
3.	3		7,257	1135	Baby Chick	Madeira Classic 40



Color Film

Wilcom EmbroideryStudio - Designing

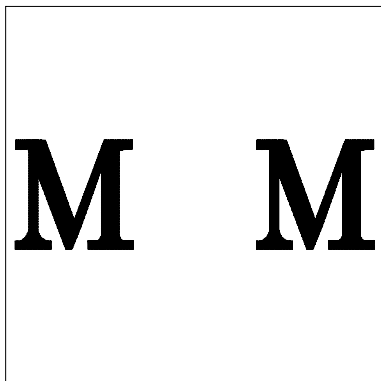
MOM Q 5X5

Design: **Mom Q 5x5**


Title:

Stitches: 7,259
Height: 50.0 mm
Width: 127.0 mm
Colors: 3
Colorway: Colorway 1
Zoom: 0.37


z digitizing
support@zdigitizing.com
+1 (213) 788-6748



Stop #: 1
Element:
Code: 1000
Name: Black
Chart: Madeira Classic 40
Stitches: 3,646
Thread used: 27.83m



Stop #: 2
Element:
Code: 1184
Name: Scarlet Rose
Chart: Madeira Classic 40
Stitches: 3,150
Thread used: 15.06m



Stop #: 3
Element:
Code: 1135
Name: Baby Chick
Chart: Madeira Classic 40
Stitches: 461
Thread used: 2.71m