

# Production Worksheet

Wilcom EmbroideryStudio - Designing

## \*PAINAPPLE 4X4\*

Design: **Painapple 4x4**

Title:


Stitches: 7,097  
Height: 95.6 mm  
Width: 55.6 mm  
Colors: 3  
Colorway: Colorway 1  
Zoom: 1.98

**z digitizing**  
support@zdigitizing.com  
+1 (213) 788-6748

Machine format: Tajima  
Color changes: 3  
Stops: 4  
Trims: 8  
Left: 27.8 mm  
Right: 27.8 mm  
Up: 47.8 mm  
Down: 47.8 mm  
EndX: 0.0 mm  
EndY: 0.0 mm  
Area: 5317.5 mm<sup>2</sup>  
Max stitch: 7.8 mm  
Min stitch: 0.3 mm  
Max jump: 6.5 mm

### Stop Sequence:

#	N#	Color	St.	Code	Name	Chart
1.	1	Black	2,101	1000	Black	Madeira Classic 40
2.	2	Blue	2,204		Blue Placement Line	Applique
3.	3	Red	2,599		Red Tackdown	Applique
4.	1	Black	7,095	1000	Black	Madeira Classic 40



# Color Film

Wilcom EmbroideryStudio - Designing

## \*PAINAPPLE 4X4\*

Design: **Painapple 4x4**

Title:

Stitches: 7,097

Height: 95.6 mm


Width: 55.6 mm

Colors: 3

Colorway: Colorway 1

Zoom: 0.50

 **digitizing**  
support@zdigitizing.com  
**+1 (213) 788-6748**



Stop #: 1

Element:


Code: 1000

Name: Black

Chart: Madeira Classic 40

Stitches: 2,101

Thread used: 10.68m



Stop #: 2

Element:


Code: Blue

Name: Placement Line

Chart: Applique

Stitches: 103

Thread used: 0.45m



Stop #: 3

Element:


Code: Red

Name: Tackdown

Chart: Applique

Stitches: 395

Thread used: 2.04m



Stop #: 4

Element:

Code: 1000

Name: Black

Chart: Madeira Classic 40

Stitches: 4,496

Thread used: 23.24m