

Production Worksheet

Wilcom EmbroideryStudio - Designing

SCHOOL SET C 3X3

Design: **School Set C 3x3**




Title:

Stitches: 3,697
Height: 76.6 mm
Width: 62.0 mm
Colors: 3
Colorway: Colorway 1
Zoom: 1.87

z digitizing
support@zdigitizing.com
+1 (213) 788-6748

Machine format: Tajima
Color changes: 2
Stops: 3
Trims: 6
Left: 31.0 mm
Right: 31.0 mm
Up: 38.3 mm
Down: 38.3 mm
EndX: 0.0 mm
EndY: 0.0 mm
Area 4752.0 mm²
Max stitch: 6.2 mm
Min stitch: 0.5 mm
Max jump: 6.2 mm

Stop Sequence:

#	N#	Color	St.	Code	Name	Chart
1.	3		536	1477	Placement Line	Applique
2.	2		1,219	1083	Tackdown	Applique
3.	1		3,695	1466		Madeira Classic 40



Color Film

Wilcom EmbroideryStudio - Designing

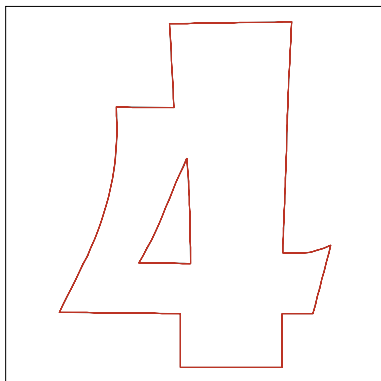
SCHOOL SET C 3X3

Design: **School Set C 3x3**


Title:

Stitches: 3,697
Height: 76.6 mm
Width: 62.0 mm
Colors: 3
Colorway: Colorway 1
Zoom: 0.62



support@zdigitizing.com
+1 (213) 788-6748



Stop #: 1
Element:
Code: 1477
Name: Placement Line
Chart: Applique
Stitches: 536
Thread used: 2.37m



Stop #: 2
Element:
Code: 1083
Name: Tackdown
Chart: Applique
Stitches: 683
Thread used: 3.38m



Stop #: 3
Element:
Code: 1466
Name:
Chart: Madeira Classic 40
Stitches: 2,476
Thread used: 14.85m