

Production Worksheet

Wilcom EmbroideryStudio - Designing

SCHOOL SET C 4X4

Design: **School Set C 4x4**




Title:

Stitches: 4,576
Height: 95.4 mm
Width: 77.2 mm
Colors: 3
Colorway: Colorway 1
Zoom: 1.50

z digitizing
support@zdigitizing.com
+1 (213) 788-6748

Machine format: Tajima
Color changes: 2
Stops: 3
Trims: 6
Left: 38.6 mm
Right: 38.6 mm
Up: 47.7 mm
Down: 47.7 mm
EndX: 0.0 mm
EndY: 0.0 mm
Area: 7366.6 mm²
Max stitch: 6.9 mm
Min stitch: 0.5 mm
Max jump: 6.9 mm

Stop Sequence:

#	N#	Color	St.	Code	Name	Chart
1.	3		645	1477	Placement Line	Applique
2.	2		1,491	1083	Tackdown	Applique
3.	1		4,574	1466		Madeira Classic 40



Color Film

Wilcom EmbroideryStudio - Designing

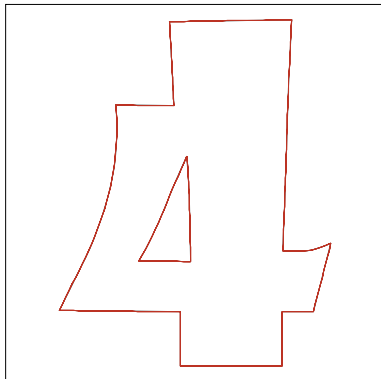
SCHOOL SET C 4X4

Design: **School Set C 4x4**


Title:

Stitches: 4,576
Height: 95.4 mm
Width: 77.2 mm
Colors: 3
Colorway: Colorway 1
Zoom: 0.50



support@zdigitizing.com
+1 (213) 788-6748



Stop #: 1
Element:
Code: 1477
Name: Placement Line
Chart: Applique
Stitches: 645
Thread used: 2.90m



Stop #: 2
Element:
Code: 1083
Name: Tackdown
Chart: Applique
Stitches: 846
Thread used: 4.68m



Stop #: 3
Element:
Code: 1466
Name:
Chart: Madeira Classic 40
Stitches: 3,083
Thread used: 20.98m