

Production Worksheet

Wilcom EmbroideryStudio - Designing

DOLPHIN E 4X4

Design: **Dolphin E 4x4**

Title:

Stitches: 6,664

Height: 69.3 mm

Width: 95.0 mm

Colors: 6

Colorway: Colorway 1

Zoom: 1.25

z digitizing
 support@zdigitizing.com
 +1 (213) 788-6748

Machine format: Tajima

Color changes: 11

Stops: 12

Trims: 24

Left: 47.5 mm

Right: 47.5 mm

Up: 34.7 mm

Down: 34.7 mm

EndX: 0.0 mm

EndY: 0.0 mm













Area 6584.0 mm²

Max stitch: 11.0 mm

Min stitch: 0.3 mm

Max jump: 6.9 mm

Stop Sequence:

#	N#	Color	St.	Code	Name	Chart
1.	3		243	1470		Madeira Classic 40
2.	6		418	1000	Black	Madeira Classic 40
3.	5		1,347	1411		Madeira Classic 40
4.	6		1,576	1000	Black	Madeira Classic 40
5.	4		1,986	1415		Madeira Classic 40
6.	6		2,109	1000	Black	Madeira Classic 40
7.	4		5,337	1415		Madeira Classic 40
8.	6		5,923	1000	Black	Madeira Classic 40
9.	1		6,063	1276	Light Denim	Madeira Classic 40
10.	6		6,349	1000	Black	Madeira Classic 40
11.	2		6,523	1270	Sawdust	Madeira Classic 40
12.	6		6,662	1000	Black	Madeira Classic 40

