

Production Worksheet

Wilcom EmbroideryStudio - Designing

DOLPHIN E 5X5

Design: **Dolphin E 5x5**













Title:

Stitches: 10,350
 Height: 92.5 mm
 Width: 127.0 mm
 Colors: 6
 Colorway: Colorway 1
 Zoom: 0.93

z digitizing
 support@zdigitizing.com
 +1 (213) 788-6748

Machine format: Tajima
 Color changes: 11
 Stops: 12
 Trims: 24
 Left: 63.5 mm
 Right: 63.5 mm
 Up: 46.3 mm
 Down: 46.3 mm
 EndX: 0.0 mm
 EndY: 0.0 mm
 Area: 11751.7 mm²
 Max stitch: 9.3 mm
 Min stitch: 0.3 mm
 Max jump: 6.9 mm

Stop Sequence:

#	N#	Color	St.	Code	Name	Chart
1.	3		375	1470		Madeira Classic 40
2.	6		577	1000	Black	Madeira Classic 40
3.	5		2,104	1411		Madeira Classic 40
4.	6		2,378	1000	Black	Madeira Classic 40
5.	4		3,009	1415		Madeira Classic 40
6.	6		3,166	1000	Black	Madeira Classic 40
7.	4		8,710	1415		Madeira Classic 40
8.	6		9,464	1000	Black	Madeira Classic 40
9.	1		9,640	1276	Light Denim	Madeira Classic 40
10.	6		9,958	1000	Black	Madeira Classic 40
11.	2		10,185	1270	Sawdust	Madeira Classic 40
12.	6		10,348	1000	Black	Madeira Classic 40

