

Production Worksheet

Wilcom EmbroideryStudio - Designing

PIGON A 3X3

Design: Pigon A 3x3











Title:

Stitches: 9,260
Height: 70.0 mm
Width: 76.3 mm
Colors: 9
Colorway: Colorway 1
Zoom: 1.45

z digitizing
support@zdigitizing.com
+1 (213) 788-6748

Machine format: Tajima
Color changes: 9
Stops: 10
Trims: 14
Left: 38.2 mm
Right: 38.2 mm
Up: 35.0 mm
Down: 35.0 mm
EndX: 0.0 mm
EndY: 0.0 mm
Area: 5347.0 mm²
Max stitch: 6.7 mm
Min stitch: 0.0 mm
Max jump: 6.7 mm

Stop Sequence:

#	N#	Color	St.	Code	Name	Chart
1.	2		346	1431		Madeira Classic 40
2.	3		1,530	1041	Polished Pewter	Madeira Classic 40
3.	4		5,439	1328	Buckskin	Madeira Classic 40
4.	6		7,966	1005	Fluorescent White	Madeira Classic 40
5.	1		8,809	1228	Mink	Madeira Classic 40
6.	7		8,880	1134	Royal Blue	Madeira Classic 40
7.	5		8,944	1000	Black	Madeira Classic 40
8.	9		9,057	1178	Carrot	Madeira Classic 40
9.	8		9,183	1281	Radish	Madeira Classic 40
10.	9		9,258	1178	Carrot	Madeira Classic 40

