

Production Worksheet

Wilcom EmbroideryStudio - Designing

PIGON A 4X4

Design: Pigon A 4x4











Title:

Stitches: 12,629
 Height: 87.2 mm
 Width: 95.2 mm
 Colors: 9
 Colorway: Colorway 1
 Zoom: 1.14

z digitizing
 support@zdigitizing.com
 +1 (213) 788-6748

Machine format: Tajima
 Color changes: 9
 Stops: 10
 Trims: 14
 Left: 47.6 mm
 Right: 47.6 mm
 Up: 43.6 mm
 Down: 43.6 mm
 EndX: 0.0 mm
 EndY: 0.0 mm
 Area: 8298.6 mm²
 Max stitch: 6.9 mm
 Min stitch: 0.0 mm
 Max jump: 6.9 mm

Stop Sequence:

#	N#	Color	St.	Code	Name	Chart
1.	2		481	1431		Madeira Classic 40
2.	3		2,201	1041	Polished Pewter	Madeira Classic 40
3.	4		7,838	1328	Buckskin	Madeira Classic 40
4.	6		10,964	1005	Fluorescent White	Madeira Classic 40
5.	1		12,096	1228	Mink	Madeira Classic 40
6.	7		12,181	1134	Royal Blue	Madeira Classic 40
7.	5		12,251	1000	Black	Madeira Classic 40
8.	9		12,388	1178	Carrot	Madeira Classic 40
9.	8		12,535	1281	Radish	Madeira Classic 40
10.	9		12,627	1178	Carrot	Madeira Classic 40

