

Production Worksheet

Wilcom EmbroideryStudio - Designing

BUTTERFLY A 3X3

Design: **Butterfly A 3x3**






Title:

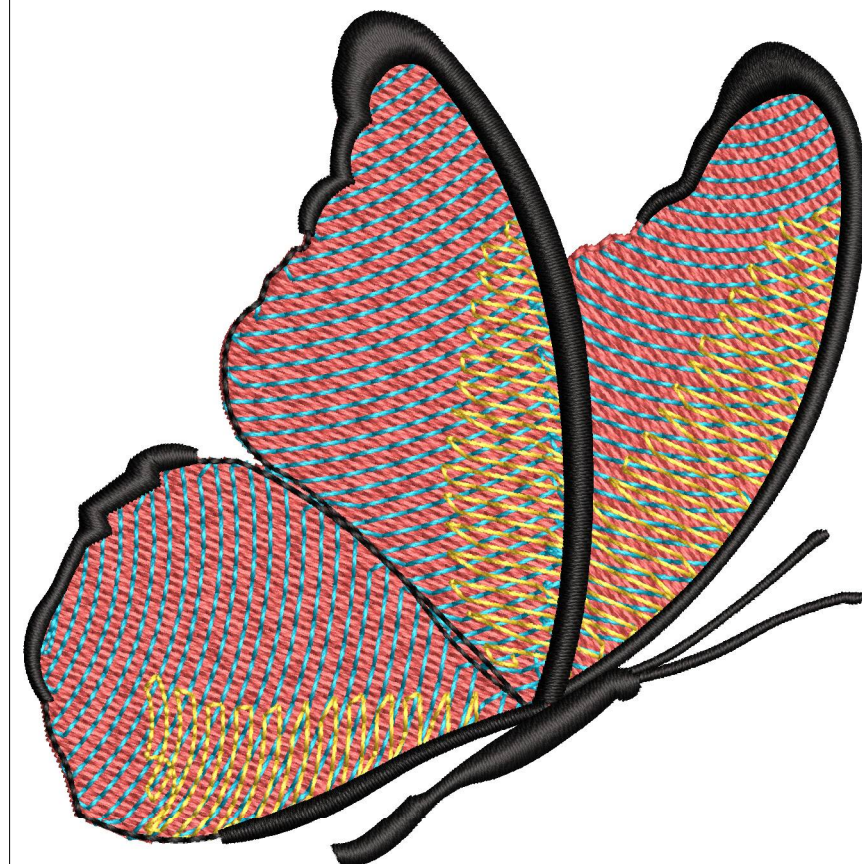
Stitches: 10,236
Height: 76.5 mm
Width: 75.4 mm
Colors: 4
Colorway: Colorway 1
Zoom: 1.48

z digitizing
support@zdigitizing.com
+1 (213) 788-6748

Machine format: Tajima
Color changes: 4
Stops: 5
Trims: 9
Left: 37.7 mm
Right: 37.7 mm
Up: 38.3 mm
Down: 38.2 mm
EndX: 0.0 mm
EndY: 0.0 mm
Area: 5768.9 mm²
Max stitch: 9.6 mm
Min stitch: 0.1 mm
Max jump: 7.0 mm

Stop Sequence:

#	N#	Color	St.	Code	Name	Chart
1.	4		6,295	1307	Raspberry Punch	Madeira Classic 40
2.	2		7,363	1095	Larimar	Madeira Classic 40
3.	1		7,801	1180	Daffodil	Madeira Classic 40
4.	4		7,830	1307	Raspberry Punch	Madeira Classic 40
5.	3		10,234	1000	Black	Madeira Classic 40



Color Film

Wilcom EmbroideryStudio - Designing


BUTTERFLY A 3X3

Design: **Butterfly A 3x3**

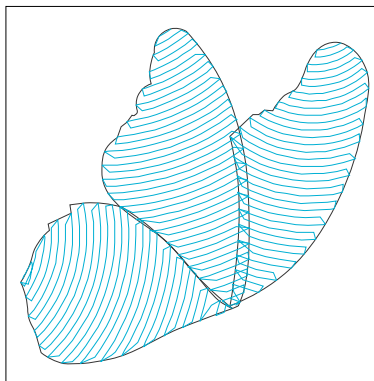
Title:

Stitches: 10,236
Height: 76.5 mm
Width: 75.4 mm
Colors: 4
Colorway: Colorway 1
Zoom: 0.62

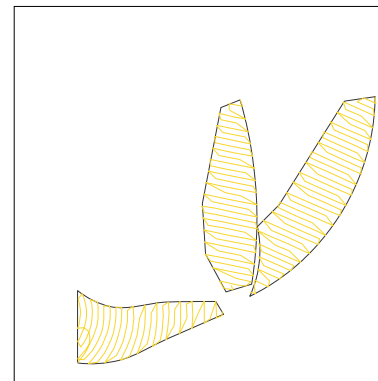
z digitizing
support@zdigitizing.com
+1 (213) 788-6748




Stop #: 1
Element:
Code: 1307
Name: Raspberry Punch
Chart: Madeira Classic 40
Stitches: 6,295
Thread used: 41.42m




Stop #: 2
Element:
Code: 1095
Name: Larimar
Chart: Madeira Classic 40
Stitches: 1,068
Thread used: 5.10m



Stop #: 3
Element:
Code: 1180
Name: Daffodil
Chart: Madeira Classic 40
Stitches: 438
Thread used: 2.22m



Stop #: 4
Element:
Code: 1307
Name: Raspberry Punch
Chart: Madeira Classic 40
Stitches: 29
Thread used: 0.12m



Stop #: 5
Element:
Code: 1000
Name: Black
Chart: Madeira Classic 40
Stitches: 2,404
Thread used: 11.61m