

# Production Worksheet

Wilcom EmbroideryStudio - Designing

## \*DUCK A 3X3\*

Design: **Duck A 3x3**



Title:

Stitches: 6,324  
Height: 65.7 mm  
Width: 76.5 mm  
Colors: 2  
Colorway: Colorway 1  
Zoom: 1.64

**z digitizing**  
support@zdigitizing.com  
+1 (213) 788-6748

Machine format: Tajima  
Color changes: 1  
Stops: 2  
Trims: 3  
Left: 38.3 mm  
Right: 38.2 mm  
Up: 32.6 mm  
Down: 33.2 mm  
EndX: 0.0 mm  
EndY: 0.0 mm  
Area: 5029.4 mm<sup>2</sup>  
Max stitch: 6.5 mm  
Min stitch: 0.2 mm  
Max jump: 6.7 mm

Stop Sequence:

#	N#	Color	St.	Code	Name	Chart
1.	1		6,190	1388	Plum	Madeira Classic 40
2.	2		6,322	1172	Egg Yolk	Madeira Classic 40



# Color Film

Wilcom EmbroideryStudio - Designing

## \*DUCK A 3X3\*

Design: **Duck A 3x3**


Title:

Stitches: 6,324  
Height: 65.7 mm  
Width: 76.5 mm  
Colors: 2  
Colorway: Colorway 1  
Zoom: 0.62

  
support@zdigitizing.com  
+1 (213) 788-6748



Stop #: 1  
Element:  
Code: 1388  
Name: Plum  
Chart: Madeira Classic 40  
Stitches: 6,190  
Thread used: 36.97m



Stop #: 2  
Element:  
Code: 1172  
Name: Egg Yolk  
Chart: Madeira Classic 40  
Stitches: 132  
Thread used: 0.74m