

# Production Worksheet

Wilcom EmbroideryStudio - Designing

## \*FLOWER 3X3\*

Design: **Flower 3x3**



Title:


Stitches: 8,521  
Height: 76.2 mm  
Width: 76.2 mm  
Colors: 2  
Colorway: Colorway 1  
Zoom: 1.49

**z digitizing**  
support@zdigitizing.com  
+1 (213) 788-6748

Machine format: Tajima  
Color changes: 1  
Stops: 2  
Trims: 2  
Left: 38.1 mm  
Right: 38.1 mm  
Up: 38.1 mm  
Down: 38.1 mm  
EndX: 0.0 mm  
EndY: 0.0 mm  
Area: 5810.7 mm<sup>2</sup>  
Max stitch: 5.6 mm  
Min stitch: 0.4 mm  
Max jump: 1.8 mm

Stop Sequence:

#	N#	Color	St.	Code	Name	Chart
1.	2		8,139	1097	Honeydew Melon	Madeira Classic 40
2.	1		8,519	1372	Pumpkin Spice	Madeira Classic 40



# Color Film

Wilcom EmbroideryStudio - Designing


## \*FLOWER 3X3\*

Design: **Flower 3x3**


Title:

Stitches: 8,521  
Height: 76.2 mm  
Width: 76.2 mm  
Colors: 2  
Colorway: Colorway 1  
Zoom: 0.62

**z digitizing**  
support@zdigitizing.com  
**+1 (213) 788-6748**



Stop #: 1  
Element:  
Code: 1097  
Name: Honeydew Melon  
Chart: Madeira Classic 40  
Stitches: 8,139  
Thread used: 50.35m



Stop #: 2  
Element:  
Code: 1372  
Name: Pumpkin Spice  
Chart: Madeira Classic 40  
Stitches: 380  
Thread used: 2.24m