

Production Worksheet

Wilcom EmbroideryStudio - Designing

SPARROW A 3X3

Design: Sparrow A 3x3




Title:

Stitches: 4,508
Height: 76.4 mm
Width: 66.0 mm
Colors: 3
Colorway: Colorway 1
Zoom: 1.82

z digitizing
support@zdigitizing.com
+1 (213) 788-6748

Machine format: Tajima
Color changes: 2
Stops: 3
Trims: 9
Left: 33.0 mm
Right: 33.0 mm
Up: 38.2 mm
Down: 38.2 mm
EndX: 0.0 mm
EndY: 0.0 mm
Area: 5046.2 mm²
Max stitch: 8.0 mm
Min stitch: 0.0 mm
Max jump: 6.7 mm

Stop Sequence:

#	N#	Color	St.	Code	Name	Chart
1.	3		1,808	1145	Coffee Bean	Madeira Classic 40
2.	1		3,543	1000	Black	Madeira Classic 40
3.	2		4,506	1253	Penny	Madeira Classic 40



Color Film

Wilcom EmbroideryStudio - Designing


SPARROW A 3X3

Design: **Sparrow A 3x3**


Title:

Stitches: 4,508
Height: 76.4 mm
Width: 66.0 mm
Colors: 3
Colorway: Colorway 1
Zoom: 0.62


z digitizing
support@zdigitizing.com
+1 (213) 788-6748



Stop #: 1
Element:
Code: 1145
Name: Coffee Bean
Chart: Madeira Classic 40
Stitches: 1,808
Thread used: 8.89m



Stop #: 2
Element:
Code: 1000
Name: Black
Chart: Madeira Classic 40
Stitches: 1,735
Thread used: 11.05m



Stop #: 3
Element:
Code: 1253
Name: Penny
Chart: Madeira Classic 40
Stitches: 963
Thread used: 5.39m