

# Production Worksheet

Wilcom EmbroideryStudio - Designing

## \*SPARROW C 3X3\*

Design: Sparrow C 3x3





Title:

Stitches: 3,119  
 Height: 72.9 mm  
 Width: 76.3 mm  
 Colors: 4  
 Colorway: Colorway 1  
 Zoom: 1.66

**z digitizing**  
 support@zdigitizing.com  
 +1 (213) 788-6748

Machine format: Tajima  
 Color changes: 3  
 Stops: 4  
 Trims: 9  
 Left: 38.2 mm  
 Right: 38.2 mm  
 Up: 36.4 mm  
 Down: 36.4 mm  
 EndX: 0.0 mm  
 EndY: 0.0 mm  
 Area: 5559.7 mm<sup>2</sup>  
 Max stitch: 11.4 mm  
 Min stitch: 0.1 mm  
 Max jump: 6.9 mm

### Stop Sequence:

#	N#	Color	St.	Code	Name	Chart
1.	4		1,058	1167	Blue Ink	Madeira Classic 40
2.	2		2,772	1000	Black	Madeira Classic 40
3.	1		3,069	1378	Paprika	Madeira Classic 40
4.	3		3,117	1003	White	Madeira Classic 40



# Color Film

Wilcom EmbroideryStudio - Designing

## \*SPARROW C 3X3\*

Design: **Sparrow C 3x3**


Title:

Stitches: 3,119  
Height: 72.9 mm  
Width: 76.3 mm  
Colors: 4  
Colorway: Colorway 1  
Zoom: 0.62


  
support@zdigitizing.com  
+1 (213) 788-6748




Stop #: 1  
Element:  
Code: 1167  
Name: Blue Ink  
Chart: Madeira Classic 40  
Stitches: 1,058  
Thread used: 5.50m



Stop #: 2  
Element:  
Code: 1000  
Name: Black  
Chart: Madeira Classic 40  
Stitches: 1,714  
Thread used: 10.53m



Stop #: 3  
Element:  
Code: 1378  
Name: Paprika  
Chart: Madeira Classic 40  
Stitches: 297  
Thread used: 1.30m



Stop #: 4  
Element:  
Code: 1003  
Name: White  
Chart: Madeira Classic 40  
Stitches: 48  
Thread used: 0.18m