

Production Worksheet

Wilcom EmbroideryStudio - Designing

CHICK FACE 3X3

Design: **Chick Face 3x3**





Title:

Stitches: 12,218
Height: 68.2 mm
Width: 77.0 mm
Colors: 4
Colorway: Colorway 1
Zoom: 1.49

z digitizing
support@zdigitizing.com
+1 (213) 788-6748

Machine format: Tajima
Color changes: 3
Stops: 4
Trims: 6
Left: 38.5 mm
Right: 38.5 mm
Up: 34.1 mm
Down: 34.1 mm
EndX: 0.0 mm
EndY: 0.0 mm
Area: 5247.8 mm²
Max stitch: 9.2 mm
Min stitch: 0.1 mm
Max jump: 6.5 mm

Stop Sequence:

#	N#	Color	St.	Code	Name	Chart
1.	2		5,321	1147	Christmas Red	Madeira Classic 40
2.	1		6,734	1086	Sterling Silver	Madeira Classic 40
3.	3		7,670	1372	Pumpkin Spice	Madeira Classic 40
4.	4		12,216	1000	Black	Madeira Classic 40



Color Film

Wilcom EmbroideryStudio - Designing


CHICK FACE 3X3

Design: **Chick Face 3x3**


Title:

Stitches: 12,218
Height: 68.2 mm
Width: 77.0 mm
Colors: 4
Colorway: Colorway 1
Zoom: 0.62


 **digitizing**
support@zdigitizing.com
+1 (213) 788-6748




Stop #: 1
Element:
Code: 1147
Name: Christmas Red
Chart: Madeira Classic 40
Stitches: 5,321
Thread used: 34.04m



Stop #: 2
Element:
Code: 1086
Name: Sterling Silver
Chart: Madeira Classic 40
Stitches: 1,413
Thread used: 8.69m



Stop #: 3
Element:
Code: 1372
Name: Pumpkin Spice
Chart: Madeira Classic 40
Stitches: 936
Thread used: 5.92m



Stop #: 4
Element:
Code: 1000
Name: Black
Chart: Madeira Classic 40
Stitches: 4,546
Thread used: 22.97m