

Production Worksheet

Wilcom EmbroideryStudio - Designing

RUBIK'S CUBE A 4X4

Design: **Rubik's cube A 4x4**





Title:


Stitches: 9,360
Height: 60.2 mm
Width: 95.3 mm
Colors: 2
Colorway: Colorway 1
Zoom: 1.36

z digitizing
support@zdigitizing.com
+1 (213) 788-6748

Machine format: Tajima
Color changes: 3
Stops: 4
Trims: 23
Left: 47.7 mm
Right: 47.7 mm
Up: 30.1 mm
Down: 30.1 mm
EndX: 0.0 mm
EndY: 0.0 mm
Area: 5735.4 mm²
Max stitch: 6.9 mm
Min stitch: 0.3 mm
Max jump: 6.9 mm

Stop Sequence:

#	N#	Color	St.	Code	Name	Chart
1.	2		2,493	1003	White	Madeira Classic 40
2.	1		4,302	1000	Black	Madeira Classic 40
3.	2		7,168	1003	White	Madeira Classic 40
4.	1		9,358	1000	Black	Madeira Classic 40



Color Film

Wilcom EmbroideryStudio - Designing


RUBIK'S CUBE A 4X4

Design: **Rubik's cube A 4x4**


Title:

Stitches: 9,360
Height: 60.2 mm
Width: 95.3 mm
Colors: 2
Colorway: Colorway 1
Zoom: 0.50



support@zdigitizing.com
+1 (213) 788-6748




Stop #: 1
Element:
Code: 1003
Name: White
Chart: Madeira Classic 40
Stitches: 2,493
Thread used: 16.88m



Stop #: 2
Element:
Code: 1000
Name: Black
Chart: Madeira Classic 40
Stitches: 1,809
Thread used: 10.11m



Stop #: 3
Element:
Code: 1003
Name: White
Chart: Madeira Classic 40
Stitches: 2,866
Thread used: 19.37m



Stop #: 4
Element:
Code: 1000
Name: Black
Chart: Madeira Classic 40
Stitches: 2,190
Thread used: 12.04m