

Production Worksheet

Wilcom EmbroideryStudio - Designing

HAPPY VALENTINE'S DAY L 4X4

Design: Happy Valentine's Day L 4x4





Title:

Stitches: 12,444
Height: 94.9 mm
Width: 82.8 mm
Colors: 3
Colorway: Colorway 1
Zoom: 1.36


support@zdigitizing.com
+1 (213) 788-6748

Machine format: Tajima
Color changes: 3
Stops: 4
Trims: 30
Left: 41.4 mm
Right: 41.4 mm
Up: 47.4 mm
Down: 47.4 mm
EndX: 0.0 mm
EndY: 0.0 mm
Area: 7851.7 mm²
Max stitch: 10.8 mm
Min stitch: 0.2 mm
Max jump: 6.9 mm

Stop Sequence:

#	N#	Color	St.	Code	Name	Chart
1.	1		8,164	1037	Red	Madeira Classic 40
2.	2		12,149	1299	Green Turquoise	Madeira Classic 40
3.	1		12,394	1037	Red	Madeira Classic 40
4.	3		12,442	1003	Cream White	Madeira Classic 40



Color Film

Wilcom EmbroideryStudio - Designing

HAPPY VALENTINE'S DAY L 4X4

Design: Happy Valentine's Day L 4x4


Title:

Stitches: 12,444
Height: 94.9 mm
Width: 82.8 mm
Colors: 3
Colorway: Colorway 1
Zoom: 0.50



support@zdigitizing.com
+1 (213) 788-6748




Stop #: 1
Element:
Code: 1037
Name: Red
Chart: Madeira Classic 40
Stitches: 8,164
Thread used: 36.83m



Stop #: 2
Element:
Code: 1299
Name: Green Turquoise
Chart: Madeira Classic 40
Stitches: 3,985
Thread used: 21.22m



Stop #: 3
Element:
Code: 1037
Name: Red
Chart: Madeira Classic 40
Stitches: 245
Thread used: 1.11m



Stop #: 4
Element:
Code: 1003
Name: Cream White
Chart: Madeira Classic 40
Stitches: 48
Thread used: 0.19m