

Production Worksheet

Wilcom EmbroideryStudio - Designing

HAPPY VALENTINE'S DAY L 5X5

Design: Happy Valentine's Day L 5x5





Title:

Stitches: 17,362
Height: 126.9 mm
Width: 110.7 mm
Colors: 3
Colorway: Colorway 1
Zoom: 1.01

z digitizing
support@zdigitizing.com
+1 (213) 788-6748

Machine format: Tajima
Color changes: 3
Stops: 4
Trims: 31
Left: 55.3 mm
Right: 55.3 mm
Up: 63.4 mm
Down: 63.4 mm
EndX: 0.0 mm
EndY: 0.0 mm
Area: 14041.1 mm²
Max stitch: 8.4 mm
Min stitch: 0.2 mm
Max jump: 6.9 mm

Stop Sequence:

#	N#	Color	St.	Code	Name	Chart
1.	1		11,151	1037	Red	Madeira Classic 40
2.	2		16,948	1299	Green Turquoise	Madeira Classic 40
3.	1		17,304	1037	Red	Madeira Classic 40
4.	3		17,360	1003	Cream White	Madeira Classic 40



Color Film

Wilcom EmbroideryStudio - Designing

HAPPY VALENTINE'S DAY L 5X5

Design: Happy Valentine's Day L 5x5


Title:

Stitches: 17,362
Height: 126.9 mm
Width: 110.7 mm
Colors: 3
Colorway: Colorway 1
Zoom: 0.37



support@zdigitizing.com
+1 (213) 788-6748




Stop #: 1
Element:
Code: 1037
Name: Red
Chart: Madeira Classic 40
Stitches: 11,151
Thread used: 56.71m



Stop #: 2
Element:
Code: 1299
Name: Green Turquoise
Chart: Madeira Classic 40
Stitches: 5,797
Thread used: 33.98m



Stop #: 3
Element:
Code: 1037
Name: Red
Chart: Madeira Classic 40
Stitches: 356
Thread used: 1.76m



Stop #: 4
Element:
Code: 1003
Name: Cream White
Chart: Madeira Classic 40
Stitches: 56
Thread used: 0.23m