

Production Worksheet

Wilcom EmbroideryStudio - Designing

PUMPKIN 3X3

Design: **Pumpkin 3x3**



Title:


Stitches: 8,927
Height: 67.2 mm
Width: 76.6 mm
Colors: 2
Colorway: Colorway 1
Zoom: 1.59

z digitizing
support@zdigitizing.com
+1 (213) 788-6748

Machine format: Tajima
Color changes: 1
Stops: 2
Trims: 2
Left: 38.3 mm
Right: 38.3 mm
Up: 33.6 mm
Down: 33.6 mm
EndX: 0.0 mm
EndY: 0.0 mm
Area: 5151.4 mm²
Max stitch: 6.2 mm
Min stitch: 0.4 mm
Max jump: 6.7 mm

Stop Sequence:

#	N#	Color	St.	Code	Name	Chart
1.	1		501	1051	Bell Pepper	Madeira Classic 40
2.	2		8,925	1078	Pumpkin	Madeira Classic 40



Color Film

Wilcom EmbroideryStudio - Designing


PUMPKIN 3X3

Design: **Pumpkin 3x3**


Title:

Stitches: 8,927
Height: 67.2 mm
Width: 76.6 mm
Colors: 2
Colorway: Colorway 1
Zoom: 0.62


support@zdigitizing.com
+1 (213) 788-6748



Stop #: 1
Element:
Code: 1051
Name: Bell Pepper
Chart: Madeira Classic 40
Stitches: 501
Thread used: 2.76m



Stop #: 2
Element:
Code: 1078
Name: Pumpkin
Chart: Madeira Classic 40
Stitches: 8,424
Thread used: 54.88m