

Production Worksheet

Wilcom EmbroideryStudio - Designing

CAT FACE A 3X3

Design: **Cat Face A 3x3**




Title:

Stitches: 5,566
Height: 63.9 mm
Width: 76.3 mm
Colors: 3
Colorway: Colorway 1
Zoom: 1.52


support@zdigitizing.com

Machine format: Tajima
Color changes: 2
Stops: 3
Trims: 8
Left: 38.2 mm
Right: 38.2 mm
Up: 31.9 mm
Down: 31.9 mm
EndX: 0.0 mm
EndY: 0.0 mm
Area: 4874.2 mm²
Max stitch: 6.6 mm
Min stitch: 0.1 mm
Max jump: 6.6 mm

Stop Sequence:

#	N#	Color	St.	Code	Name	Chart
1.	3		375	1037	Placement Line	Applique
2.	2		872	1083	Tackdown	Applique
3.	1		5,564	1000	Black	Madeira Classic 40



Color Film

Wilcom EmbroideryStudio - Designing

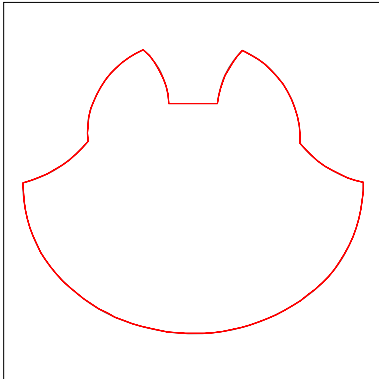
CAT FACE A 3X3

Design: **Cat Face A 3x3**


Title:

Stitches: 5,566
Height: 63.9 mm
Width: 76.3 mm
Colors: 3
Colorway: Colorway 1
Zoom: 0.62



support@zdigitizing.com



Stop #: 1
Element:
Code: 1037
Name: Placement Line
Chart: Applique
Stitches: 375
Thread used: 1.68m



Stop #: 2
Element:
Code: 1083
Name: Tackdown
Chart: Applique
Stitches: 497
Thread used: 2.33m



Stop #: 3
Element:
Code: 1000
Name: Black
Chart: Madeira Classic 40
Stitches: 4,692
Thread used: 29.89m