

**Production Worksheet**

Wilcom EmbroideryStudio - Designing

**\*LOVE C 4X4\***

Design: **Love C 4x4**

Title:


Stitches: 7,708  
Height: 50.1 mm  
Width: 95.1 mm  
Colors: 3  
Colorway: Colorway 1  
Zoom: 1.16



Machine format: Tajima  
Color changes: 5  
Stops: 6  
Trims: 6  
Left: 47.6 mm  
Right: 47.6 mm  
Up: 25.1 mm  
Down: 25.1 mm  
EndX: 0.0 mm  
EndY: 0.0 mm  
Area: 4766.7 mm<sup>2</sup>  
Max stitch: 6.9 mm  
Min stitch: 0.3 mm  
Max jump: 6.9 mm

Stop Sequence:

#	N#	Color	St.	Code	Name	Chart
1.	2		446	1247	Placement Line	Applique
2.	3		1,151	1083	Tackdown	Applique
3.	1		4,514	1037	Red	Madeira Classic 40
4.	2		4,887	1247	Placement Line	Applique
5.	3		5,397	1083	Tackdown	Applique
6.	1		7,706	1037	Red	Madeira Classic 40



# Color Film

Wilcom EmbroideryStudio - Designing

## \*LOVE C 4X4\*

Design: **Love C 4x4**

Title:

Stitches: 7,708

Height: 50.1 mm


Width: 95.1 mm

Colors: 3


Colorway: Colorway 1

Zoom: 0.50


 **digitizing**  
support@zdigitizing.com




Stop #: 1  
Element:  
Code: 1247  
Name: Placement Line  
Chart: Applique  
Stitches: 446  
Thread used: 2.00m




Stop #: 2  
Element:  
Code: 1083  
Name: Tackdown  
Chart: Applique  
Stitches: 705  
Thread used: 2.91m




Stop #: 3  
Element:  
Code: 1037  
Name: Red  
Chart: Madeira Classic 40  
Stitches: 3,363  
Thread used: 20.00m



Stop #: 4  
Element:  
Code: 1247  
Name: Placement Line  
Chart: Applique  
Stitches: 373  
Thread used: 1.68m



Stop #: 5  
Element:  
Code: 1083  
Name: Tackdown  
Chart: Applique  
Stitches: 510  
Thread used: 2.10m



Stop #: 6  
Element:  
Code: 1037  
Name: Red  
Chart: Madeira Classic 40  
Stitches: 2,309  
Thread used: 13.30m