

Production Worksheet

Wilcom EmbroideryStudio - Designing

LOVE C 5X5

Design: **Love C 5x5**

Title:


Stitches: 10,257
Height: 66.9 mm
Width: 127.1 mm
Colors: 3
Colorway: Colorway 1
Zoom: 0.85



Machine format: Tajima
Color changes: 5
Stops: 6
Trims: 6
Left: 63.5 mm
Right: 63.5 mm
Up: 33.4 mm
Down: 33.5 mm
EndX: 0.0 mm
EndY: 0.0 mm
Area: 8501.5 mm²
Max stitch: 8.1 mm
Min stitch: 0.3 mm
Max jump: 6.9 mm

Stop Sequence:

#	N#	Color	St.	Code	Name	Chart
1.	2		579	1247	Placement Line	Applique
2.	3		1,513	1083	Tackdown	Applique
3.	1		6,010	1037	Red	Madeira Classic 40
4.	2		6,504	1247	Placement Line	Applique
5.	3		7,179	1083	Tackdown	Applique
6.	1		10,255	1037	Red	Madeira Classic 40



Color Film

Wilcom EmbroideryStudio - Designing

LOVE C 5X5

Design: **Love C 5x5**

Title:

Stitches: 10,257

Height: 66.9 mm


Width: 127.1 mm

Colors: 3


Colorway: Colorway 1

Zoom: 0.37

 **digitizing**
support@zdigitizing.com




Stop #: 1
Element:
Code: 1247
Name: Placement Line
Chart: Applique
Stitches: 579
Thread used: 2.63m




Stop #: 2
Element:
Code: 1083
Name: Tackdown
Chart: Applique
Stitches: 934
Thread used: 4.32m




Stop #: 3
Element:
Code: 1037
Name: Red
Chart: Madeira Classic 40
Stitches: 4,497
Thread used: 31.98m



Stop #: 4
Element:
Code: 1247
Name: Placement Line
Chart: Applique
Stitches: 494
Thread used: 2.23m



Stop #: 5
Element:
Code: 1083
Name: Tackdown
Chart: Applique
Stitches: 675
Thread used: 3.11m



Stop #: 6
Element:
Code: 1037
Name: Red
Chart: Madeira Classic 40
Stitches: 3,076
Thread used: 21.26m