

Production Worksheet

Wilcom EmbroideryStudio - Designing

R

Design: R





Title:

Stitches: 6,288
Height: 50.3 mm
Width: 41.3 mm
Colors: 3
Colorway: Colorway 1
Zoom: 2.83


support@zdigitizing.com

Machine format: Tajima
Color changes: 3
Stops: 4
Trims: 5
Left: 20.6 mm
Right: 20.6 mm
Up: 25.2 mm
Down: 25.2 mm
EndX: 0.0 mm
EndY: 0.0 mm
Area: 2076.7 mm²
Max stitch: 6.7 mm
Min stitch: 0.3 mm
Max jump: 6.8 mm

Stop Sequence:

#	N#	Color	St.	Code	Name	Chart
1.	1		1,758	1372	Pumpkin Spice	Madeira Classic 40
2.	3		2,250	1003	Cream White	Madeira Classic 40
3.	2		6,130	1057	Caramel	Madeira Classic 40
4.	3		6,286	1003	Cream White	Madeira Classic 40



Color Film

Wilcom EmbroideryStudio - Designing


R

Design: R

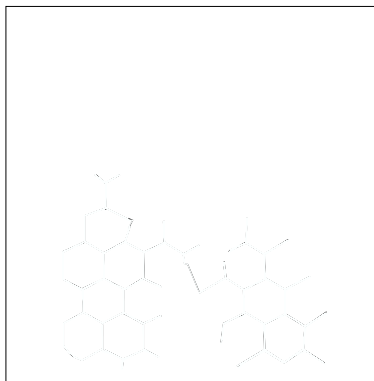
Title:

Stitches: 6,288
Height: 50.3 mm
Width: 41.3 mm
Colors: 3
Colorway: Colorway 1
Zoom: 0.94


 **digitizing**
support@zdigitizing.com




Stop #: 1
Element:
Code: 1372
Name: Pumpkin Spice
Chart: Madeira Classic 40
Stitches: 1,758
Thread used: 10.62m



Stop #: 2
Element:
Code: 1003
Name: Cream White
Chart: Madeira Classic 40
Stitches: 492
Thread used: 2.01m



Stop #: 3
Element:
Code: 1057
Name: Caramel
Chart: Madeira Classic 40
Stitches: 3,880
Thread used: 22.69m



Stop #: 4
Element:
Code: 1003
Name: Cream White
Chart: Madeira Classic 40
Stitches: 156
Thread used: 0.82m