

# Production Worksheet

Wilcom EmbroideryStudio - Designing

\*X\*

Design: X





Title:

Stitches: 5,587  
Height: 50.3 mm  
Width: 40.7 mm  
Colors: 3  
Colorway: Colorway 1  
Zoom: 2.87

  
support@zdigitizing.com

Machine format: Tajima  
Color changes: 3  
Stops: 4  
Trims: 4  
Left: 20.3 mm  
Right: 20.3 mm  
Up: 25.2 mm  
Down: 25.2 mm  
EndX: 0.0 mm  
EndY: 0.0 mm  
Area: 2047.3 mm<sup>2</sup>  
Max stitch: 6.7 mm  
Min stitch: 0.3 mm  
Max jump: 6.7 mm

### Stop Sequence:

#	N#	Color	St.	Code	Name	Chart
1.	1		1,581	1372	Pumpkin Spice	Madeira Classic 40
2.	3		2,062	1003	Cream White	Madeira Classic 40
3.	2		5,423	1057	Caramel	Madeira Classic 40
4.	3		5,585	1003	Cream White	Madeira Classic 40



# Color Film

Wilcom EmbroideryStudio - Designing


\*X\*

Design: X

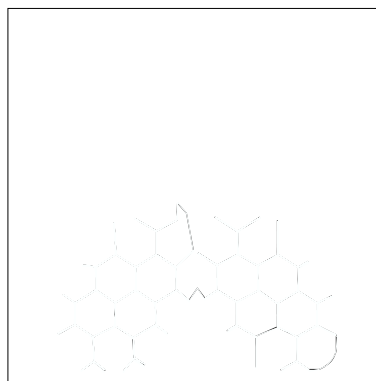
Title:

Stitches: 5,587  
Height: 50.3 mm  
Width: 40.7 mm  
Colors: 3  
Colorway: Colorway 1  
Zoom: 0.94


  
support@zdigitizing.com




Stop #: 1  
Element:  
Code: 1372  
Name: Pumpkin Spice  
Chart: Madeira Classic 40  
Stitches: 1,581  
Thread used: 9.77m



Stop #: 2  
Element:  
Code: 1003  
Name: Cream White  
Chart: Madeira Classic 40  
Stitches: 481  
Thread used: 1.97m



Stop #: 3  
Element:  
Code: 1057  
Name: Caramel  
Chart: Madeira Classic 40  
Stitches: 3,361  
Thread used: 19.64m



Stop #: 4  
Element:  
Code: 1003  
Name: Cream White  
Chart: Madeira Classic 40  
Stitches: 162  
Thread used: 0.80m