

Production Worksheet

Wilcom EmbroideryStudio - Designing

CROW A 5X5

Design: Crow A 5x5

Title:






Stitches: 23,600
Height: 126.8 mm
Width: 85.8 mm
Colors: 5
Colorway: Colorway 1
Zoom: 1.36


 **digitizing**
support@zdigitizing.com




Machine format: Tajima
Color changes: 4
Stops: 5
Trims: 9
Left: 42.9 mm
Right: 42.9 mm
Up: 63.4 mm
Down: 63.4 mm
EndX: 0.0 mm
EndY: 0.0 mm
Area: 10876.9 mm²
Max stitch: 6.7 mm
Min stitch: 0.0 mm
Max jump: 6.7 mm

Stop Sequence:


#	N#	Color	St.	Code	Name	Chart
1.	5		1,273	1012	Smoke	Madeira Classic 40
2.	3		7,542	1437		Madeira Classic 40
3.	4		8,955	1379	Mandarin	Madeira Classic 40
4.	2		9,934	1038	Barn Red	Madeira Classic 40
5.	1		23,598	1000		Madeira Classic 40




Stop #: 1
Element:
Code: 1012
Name: Smoke
Chart: Madeira Classic 40
Stitches: 1,273
Thread used: 6.68m




Stop #: 2
Element:
Code: 1437
Name:
Chart: Madeira Classic 40
Stitches: 6,269
Thread used: 43.40m



Stop #: 3
Element:
Code: 1379
Name: Mandarin
Chart: Madeira Classic 40
Stitches: 1,413
Thread used: 8.57m



Stop #: 4
Element:
Code: 1038
Name: Barn Red
Chart: Madeira Classic 40
Stitches: 979
Thread used: 5.28m



Stop #: 5
Element:
Code: 1000
Name:
Chart: Madeira Classic 40
Stitches: 13,664
Thread used: 53.14m