

Production Worksheet

Wilcom EmbroideryStudio - Designing

BUNNY A 5X5

Design: **Bunny A 5x5**



Title:


Stitches: 13,256
 Height: 107.7 mm
 Width: 127.0 mm
 Colors: 4
 Colorway: Colorway 1
 Zoom: 0.89

z digitizing
 support@zdigitizing.com
 +1 (213) 788-6748

Machine format: Tajima
 Color changes: 4
 Stops: 5
 Trims: 21
 Left: 63.5 mm
 Right: 63.5 mm
 Up: 53.8 mm
 Down: 53.8 mm
 EndX: 0.0 mm
 EndY: 0.0 mm
 Area: 13680.6 mm²
 Max stitch: 7.0 mm
 Min stitch: 0.1 mm
 Max jump: 7.0 mm

Stop Sequence:

#	N#	Color	St.	Code	Name	Chart
1.	1		173	1037	Red	Madeira Classic 40
2.	3		6,974	1000	Black	Madeira Classic 40
3.	4		8,789	1278	Orange Peel	Madeira Classic 40
4.	2		8,912	1083	Yellow	Madeira Classic 40
5.	3		13,254	1000	Black	Madeira Classic 40



Color Film


Wilcom EmbroideryStudio - Designing

BUNNY A 5X5


Design: **Bunny A 5x5**

Title:


Stitches:	13,256
Height:	107.7 mm
Width:	127.0 mm
Colors:	4
Colorway:	Colorway 1
Zoom:	0.37




Stop #: 1
 Element:
 Code: 1037
 Name: Red
 Chart: Madeira Classic 40
 Stitches: 173
 Thread used: 0.74m




Stop #: 2
 Element:
 Code: 1000
 Name: Black
 Chart: Madeira Classic 40
 Stitches: 6,801
 Thread used: 25.57m



Stop #: 3
 Element:
 Code: 1278
 Name: Orange Peel
 Chart: Madeira Classic 40
 Stitches: 1,815
 Thread used: 7.51m



Stop #: 4
 Element:
 Code: 1083
 Name: Yellow
 Chart: Madeira Classic 40
 Stitches: 123
 Thread used: 0.54m



Stop #: 5
 Element:
 Code: 1000
 Name: Black
 Chart: Madeira Classic 40
 Stitches: 4,342
 Thread used: 16.58m