

Production Worksheet

Wilcom EmbroideryStudio - Designing

BAT 5X5

Design: **Bat 5x5**






Title:

Stitches: 14,621
Height: 58.7 mm
Width: 127.3 mm
Colors: 3
Colorway: Colorway 1
Zoom: 0.88

z digitizing
support@zdigitizing.com
+1 (213) 788-6748

Machine format: Tajima
Color changes: 4
Stops: 5
Trims: 10
Left: 63.6 mm
Right: 63.6 mm
Up: 29.4 mm
Down: 29.4 mm
EndX: 0.0 mm
EndY: 0.0 mm
Area: 7471.7 mm²
Max stitch: 6.7 mm
Min stitch: 0.3 mm
Max jump: 6.7 mm

Stop Sequence:

#	N#	Color	St.	Code	Name	Chart
1.	3		170	1278	Orange Peel	Madeira Classic 40
2.	1		12,200	1000	Black	Madeira Classic 40
3.	2		14,444	1003	Cream White	Madeira Classic 40
4.	1		14,510	1000	Black	Madeira Classic 40
5.	3		14,619	1278	Orange Peel	Madeira Classic 40



Color Film


Wilcom EmbroideryStudio - Designing

BAT 5X5


Design: **Bat 5x5**

Title:


Stitches:	14,621
Height:	58.7 mm
Width:	127.3 mm
Colors:	3
Colorway:	Colorway 1
Zoom:	0.37




Stop #: 1
 Element:
 Code: 1278
 Name: Orange Peel
 Chart: Madeira Classic 40
 Stitches: 170
 Thread used: 1.17m




Stop #: 2
 Element:
 Code: 1000
 Name: Black
 Chart: Madeira Classic 40
 Stitches: 12,030
 Thread used: 73.94m



Stop #: 3
 Element:
 Code: 1003
 Name: Cream White
 Chart: Madeira Classic 40
 Stitches: 2,244
 Thread used: 12.38m



Stop #: 4
 Element:
 Code: 1000
 Name: Black
 Chart: Madeira Classic 40
 Stitches: 66
 Thread used: 0.31m



Stop #: 5
 Element:
 Code: 1278
 Name: Orange Peel
 Chart: Madeira Classic 40
 Stitches: 109
 Thread used: 0.47m