

# Production Worksheet

Wilcom EmbroideryStudio - Designing

## \*FLOWER C 5X5\*

Design: **Flower C 5x5**





Title:

Stitches: 35,139  
Height: 127.0 mm  
Width: 120.1 mm  
Colors: 3  
Colorway: Colorway 1  
Zoom: 0.91

**z digitizing**  
support@zdigitizing.com  
+1 (213) 788-6748

Machine format: Tajima  
Color changes: 3  
Stops: 4  
Trims: 5  
Left: 60.0 mm  
Right: 60.0 mm  
Up: 63.5 mm  
Down: 63.5 mm  
EndX: 0.0 mm  
EndY: 0.0 mm  
Area: 15254.5 mm<sup>2</sup>  
Max stitch: 11.8 mm  
Min stitch: 0.3 mm  
Max jump: 6.9 mm

### Stop Sequence:

#	N#	Color	St.	Code	Name	Chart
1.	3		14,197	1372	Pumpkin Spice	Madeira Classic 40
2.	2		16,854	1000	Black	Madeira Classic 40
3.	1		29,627	1083	Yellow	Madeira Classic 40
4.	2		35,137	1000	Black	Madeira Classic 40



**Color Film**


Wilcom EmbroideryStudio - Designing

**\*FLOWER C 5X5\***


Design: **Flower C 5x5**

Title:


Stitches:	35,139
Height:	127.0 mm
Width:	120.1 mm
Colors:	3
Colorway:	Colorway 1
Zoom:	0.37




Stop #: 1  
 Element:  
 Code: 1372  
 Name: Pumpkin Spice  
 Chart: Madeira Classic 40  
 Stitches: 14,197  
 Thread used: 90.73m



Stop #: 2  
 Element:  
 Code: 1000  
 Name: Black  
 Chart: Madeira Classic 40  
 Stitches: 2,657  
 Thread used: 21.74m



Stop #: 3  
 Element:  
 Code: 1083  
 Name: Yellow  
 Chart: Madeira Classic 40  
 Stitches: 12,773  
 Thread used: 82.79m



Stop #: 4  
 Element:  
 Code: 1000  
 Name: Black  
 Chart: Madeira Classic 40  
 Stitches: 5,510  
 Thread used: 30.10m