

# Production Worksheet

Wilcom EmbroideryStudio - Designing

## \* JOY A 3X3 \*

Design: Joy A 3x3




Title:

Stitches: 5,725  
Height: 76.2 mm  
Width: 74.1 mm  
Colors: 3  
Colorway: Colorway 1  
Zoom: 1.58

  
support@zdigitizing.com

Machine format: Tajima  
Color changes: 2  
Stops: 3  
Trims: 7  
Left: 37.1 mm  
Right: 37.1 mm  
Up: 38.1 mm  
Down: 38.1 mm  
EndX: 0.0 mm  
EndY: 0.0 mm  
Area: 5646.5 mm<sup>2</sup>  
Max stitch: 6.6 mm  
Min stitch: 0.3 mm  
Max jump: 6.6 mm

Stop Sequence:

#	N#	Color	St.	Code	Name	Chart
1.	1		1,416	1051	Bell Pepper	Madeira Classic 40
2.	3		3,556	1372	Pumpkin Spice	Madeira Classic 40
3.	2		5,723	1147	Christmas Red	Madeira Classic 40



# Color Film

Wilcom EmbroideryStudio - Designing


## \* JOY A 3X3\*

Design: Joy A 3x3

Title:

Stitches: 5,725  
Height: 76.2 mm  
Width: 74.1 mm  
Colors: 3  
Colorway: Colorway 1  
Zoom: 0.62

 **z digitizing**  
support@zdigitizing.com



Stop #: 1  
Element:  
Code: 1051  
Name: Bell Pepper  
Chart: Madeira Classic 40  
Stitches: 1,416  
Thread used: 7.83m



Stop #: 2  
Element:  
Code: 1372  
Name: Pumpkin Spice  
Chart: Madeira Classic 40  
Stitches: 2,140  
Thread used: 8.50m



Stop #: 3  
Element:  
Code: 1147  
Name: Christmas Red  
Chart: Madeira Classic 40  
Stitches: 2,167  
Thread used: 9.07m