

Production Worksheet

Wilcom EmbroideryStudio - Designing

SPARROW A 3X3

Design: Sparrow A 3x3




Title:



Stitches: 4,612
Height: 76.3 mm
Width: 71.7 mm
Colors: 3
Colorway: Colorway 1
Zoom: 1.75

z digitizing
support@zdigitizing.com
+1 (213) 788-6748

Machine format: Tajima
Color changes: 2
Stops: 3
Trims: 7
Left: 35.8 mm
Right: 35.8 mm
Up: 38.1 mm
Down: 38.1 mm
EndX: 0.0 mm
EndY: 0.0 mm
Area: 5467.4 mm²
Max stitch: 12.1 mm
Min stitch: 0.2 mm
Max jump: 6.4 mm

Stop Sequence:

#	N#	Color	St.	Code	Name	Chart
1.	2		797	1037	Red	Madeira Classic 40
2.	1		2,708	1177	Blue Bird	Madeira Classic 40
3.	3		4,610	1058	Sienna	Madeira Classic 40



Color Film

Wilcom EmbroideryStudio - Designing


SPARROW A 3X3

Design: **Sparrow A 3x3**


Title:

Stitches: 4,612
Height: 76.3 mm
Width: 71.7 mm
Colors: 3
Colorway: Colorway 1
Zoom: 0.62

z digitizing
support@zdigitizing.com
+1 (213) 788-6748



Stop #: 1
Element:
Code: 1037
Name: Red
Chart: Madeira Classic 40
Stitches: 797
Thread used: 4.43m



Stop #: 2
Element:
Code: 1177
Name: Blue Bird
Chart: Madeira Classic 40
Stitches: 1,911
Thread used: 14.38m



Stop #: 3
Element:
Code: 1058
Name: Sienna
Chart: Madeira Classic 40
Stitches: 1,902
Thread used: 8.74m