

Production Worksheet

Wilcom EmbroideryStudio - Designing

LADY E 4X4

Design: **Lady E 4x4**




Title:

Stitches: 7,843
Height: 94.8 mm
Width: 66.7 mm
Colors: 3
Colorway: Colorway 1
Zoom: 1.78


support@zdigitizing.com

Machine format: Tajima
Color changes: 2
Stops: 3
Trims: 17
Left: 33.4 mm
Right: 33.4 mm
Up: 47.4 mm
Down: 47.4 mm
EndX: 0.0 mm
EndY: 0.0 mm
Area: 6329.2 mm²
Max stitch: 11.5 mm
Min stitch: 0.2 mm
Max jump: 6.5 mm

Stop Sequence:

#	N#	Color	St.	Code	Name	Chart
1.	1		3,165	1050	Green Thumb	Madeira Classic 40
2.	2		5,971	1000		Madeira Classic 40
3.	3		7,841	1278	Orange Peel	Madeira Classic 40



Color Film

Wilcom EmbroideryStudio - Designing


LADY E 4X4

Design: **Lady E 4x4**

Title:

Stitches: 7,843
Height: 94.8 mm
Width: 66.7 mm
Colors: 3
Colorway: Colorway 1
Zoom: 0.50



support@zdigitizing.com



Stop #: 1
Element:
Code: 1050
Name: Green Thumb
Chart: Madeira Classic 40
Stitches: 3,165
Thread used: 12.19m



Stop #: 2
Element:
Code: 1000
Name:
Chart: Madeira Classic 40
Stitches: 2,806
Thread used: 14.12m



Stop #: 3
Element:
Code: 1278
Name: Orange Peel
Chart: Madeira Classic 40
Stitches: 1,870
Thread used: 9.28m