

Production Worksheet

Wilcom EmbroideryStudio - Designing

RING 4X4

Design: **Ring 4x4**

Title:


Stitches: 10,490
 Height: 94.9 mm
 Width: 94.6 mm
 Colors: 3
 Colorway: Colorway 1
 Zoom: 1.19



Machine format: Tajima
 Color changes: 2
 Stops: 3
 Trims: 7
 Left: 47.3 mm
 Right: 47.3 mm
 Up: 47.4 mm
 Down: 47.4 mm
 EndX: 0.0 mm
 EndY: 0.0 mm
 Area: 8970.7 mm²
 Max stitch: 6.8 mm
 Min stitch: 0.4 mm
 Max jump: 6.8 mm

Stop Sequence:

#	N#	Color	St.	Code	Name	Chart
1.	1		1,582	1299	Green Turquoise	Madeira Classic 40
2.	2		9,612	1083	Yellow	Madeira Classic 40
3.	3		10,488	1315	Pink Grapefruit	Madeira Classic 40



Color Film

Wilcom EmbroideryStudio - Designing


RING 4X4

Design: **Ring 4x4**


Title:

Stitches: 10,490
Height: 94.9 mm
Width: 94.6 mm
Colors: 3
Colorway: Colorway 1
Zoom: 0.50

 **digitizing**
support@zdigitizing.com



Stop #: 1
Element:
Code: 1299
Name: Green Turquoise
Chart: Madeira Classic 40
Stitches: 1,582
Thread used: 9.50m



Stop #: 2
Element:
Code: 1083
Name: Yellow
Chart: Madeira Classic 40
Stitches: 8,030
Thread used: 49.55m



Stop #: 3
Element:
Code: 1315
Name: Pink Grapefruit
Chart: Madeira Classic 40
Stitches: 876
Thread used: 5.42m