

Production Worksheet

Wilcom EmbroideryStudio - Designing

RING 5X5

Design: **Ring 5x5**

Title:


Stitches: 16,642
Height: 126.8 mm
Width: 126.4 mm
Colors: 3
Colorway: Colorway 1
Zoom: 0.89


support@zdigitizing.com

Machine format: Tajima
Color changes: 2
Stops: 3
Trims: 8
Left: 63.2 mm
Right: 63.2 mm
Up: 63.4 mm
Down: 63.4 mm
EndX: 0.0 mm
EndY: 0.0 mm
Area: 16031.0 mm²
Max stitch: 6.5 mm
Min stitch: 0.0 mm
Max jump: 6.6 mm

Stop Sequence:

#	N#	Color	St.	Code	Name	Chart
1.	1		2,102	1299	Green Turquoise	Madeira Classic 40
2.	2		15,501	1083	Yellow	Madeira Classic 40
3.	3		16,640	1315	Pink Grapefruit	Madeira Classic 40



Color Film

Wilcom EmbroideryStudio - Designing


RING 5X5

Design: **Ring 5x5**


Title:

Stitches: 16,642
Height: 126.8 mm
Width: 126.4 mm
Colors: 3
Colorway: Colorway 1
Zoom: 0.37

 **digitizing**
support@zdigitizing.com



Stop #: 1
Element:
Code: 1299
Name: Green Turquoise
Chart: Madeira Classic 40
Stitches: 2,102
Thread used: 15.11m



Stop #: 2
Element:
Code: 1083
Name: Yellow
Chart: Madeira Classic 40
Stitches: 13,399
Thread used: 86.07m



Stop #: 3
Element:
Code: 1315
Name: Pink Grapefruit
Chart: Madeira Classic 40
Stitches: 1,139
Thread used: 8.62m