

Production Worksheet

Wilcom EmbroideryStudio - Designing

SHOES 6X6

Design: **Shoes 6x6**





Title:

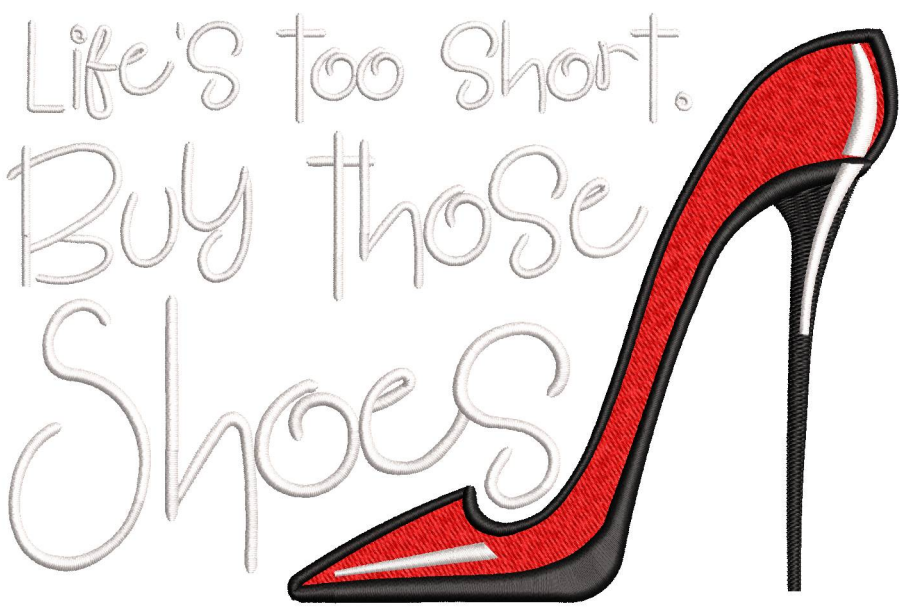
Stitches: 18,259
 Height: 100.7 mm
 Width: 152.6 mm
 Colors: 3
 Colorway: Colorway 1
 Zoom: 0.77

z digitizing
 support@zdigitizing.com

Machine format: Tajima
 Color changes: 3
 Stops: 4
 Trims: 25
 Left: 76.3 mm
 Right: 76.3 mm
 Up: 50.3 mm
 Down: 50.3 mm
 EndX: 0.0 mm
 EndY: 0.0 mm
 Area: 15361.8 mm²
 Max stitch: 7.3 mm
 Min stitch: 0.0 mm
 Max jump: 6.9 mm

Stop Sequence:

#	N#	Color	St.	Code	Name	Chart
1.	3		10,136	1003	Cream White	Madeira Classic 40
2.	1		13,781	1037	Red	Madeira Classic 40
3.	2		17,731	1000	Black	Madeira Classic 40
4.	3		18,257	1003	Cream White	Madeira Classic 40



Color Film

Wilcom EmbroideryStudio - Designing


SHOES 6X6

Design: **Shoes 6x6**


Title:

Stitches: 18,259
Height: 100.7 mm
Width: 152.6 mm
Colors: 3
Colorway: Colorway 1
Zoom: 0.31



support@zdigitizing.com




Stop #: 1
Element:
Code: 1003
Name: Cream White
Chart: Madeira Classic 40
Stitches: 10,136
Thread used: 39.54m



Stop #: 2
Element:
Code: 1037
Name: Red
Chart: Madeira Classic 40
Stitches: 3,645
Thread used: 21.95m



Stop #: 3
Element:
Code: 1000
Name: Black
Chart: Madeira Classic 40
Stitches: 3,950
Thread used: 21.54m



Stop #: 4
Element:
Code: 1003
Name: Cream White
Chart: Madeira Classic 40
Stitches: 526
Thread used: 2.65m