

Production Worksheet

Wilcom EmbroideryStudio - Designing

BABY CHICKEN B 3X3

Design: **Baby Chicken B 3x3**

Title:


Stitches: 9,454
Height: 64.5 mm
Width: 76.3 mm
Colors: 4
Colorway: Colorway 1
Zoom: 1.53

z digitizing
support@zdigitizing.com
+1 (213) 788-6748

Machine format: Tajima
Color changes: 4
Stops: 5
Trims: 7
Left: 38.2 mm
Right: 38.2 mm
Up: 32.2 mm
Down: 32.2 mm
EndX: 0.0 mm
EndY: 0.0 mm
Area: 4920.8 mm²
Max stitch: 9.8 mm
Min stitch: 0.3 mm
Max jump: 7.0 mm

Stop Sequence:

#	N#	Color	St.	Code	Name	Chart
1.	3		4,743	1003	Cream White	Madeira Classic 40
2.	1		6,146	1037	Red	Madeira Classic 40
3.	4		6,361	1372	Pumpkin Spice	Madeira Classic 40
4.	2		9,397	1000	Black	Madeira Classic 40
5.	3		9,452	1003	Cream White	Madeira Classic 40



Color Film

Wilcom EmbroideryStudio - Designing


BABY CHICKEN B 3X3

Design: **Baby Chicken B 3x3**


Title:

Stitches: 9,454
Height: 64.5 mm
Width: 76.3 mm
Colors: 4
Colorway: Colorway 1
Zoom: 0.62


z digitizing
support@zdigitizing.com
+1 (213) 788-6748




Stop #: 1
Element:
Code: 1003
Name: Cream White
Chart: Madeira Classic 40
Stitches: 4,743
Thread used: 31.98m




Stop #: 2
Element:
Code: 1037
Name: Red
Chart: Madeira Classic 40
Stitches: 1,403
Thread used: 8.49m



Stop #: 3
Element:
Code: 1372
Name: Pumpkin Spice
Chart: Madeira Classic 40
Stitches: 215
Thread used: 1.13m



Stop #: 4
Element:
Code: 1000
Name: Black
Chart: Madeira Classic 40
Stitches: 3,036
Thread used: 17.06m



Stop #: 5
Element:
Code: 1003
Name: Cream White
Chart: Madeira Classic 40
Stitches: 55
Thread used: 0.28m