

Production Worksheet

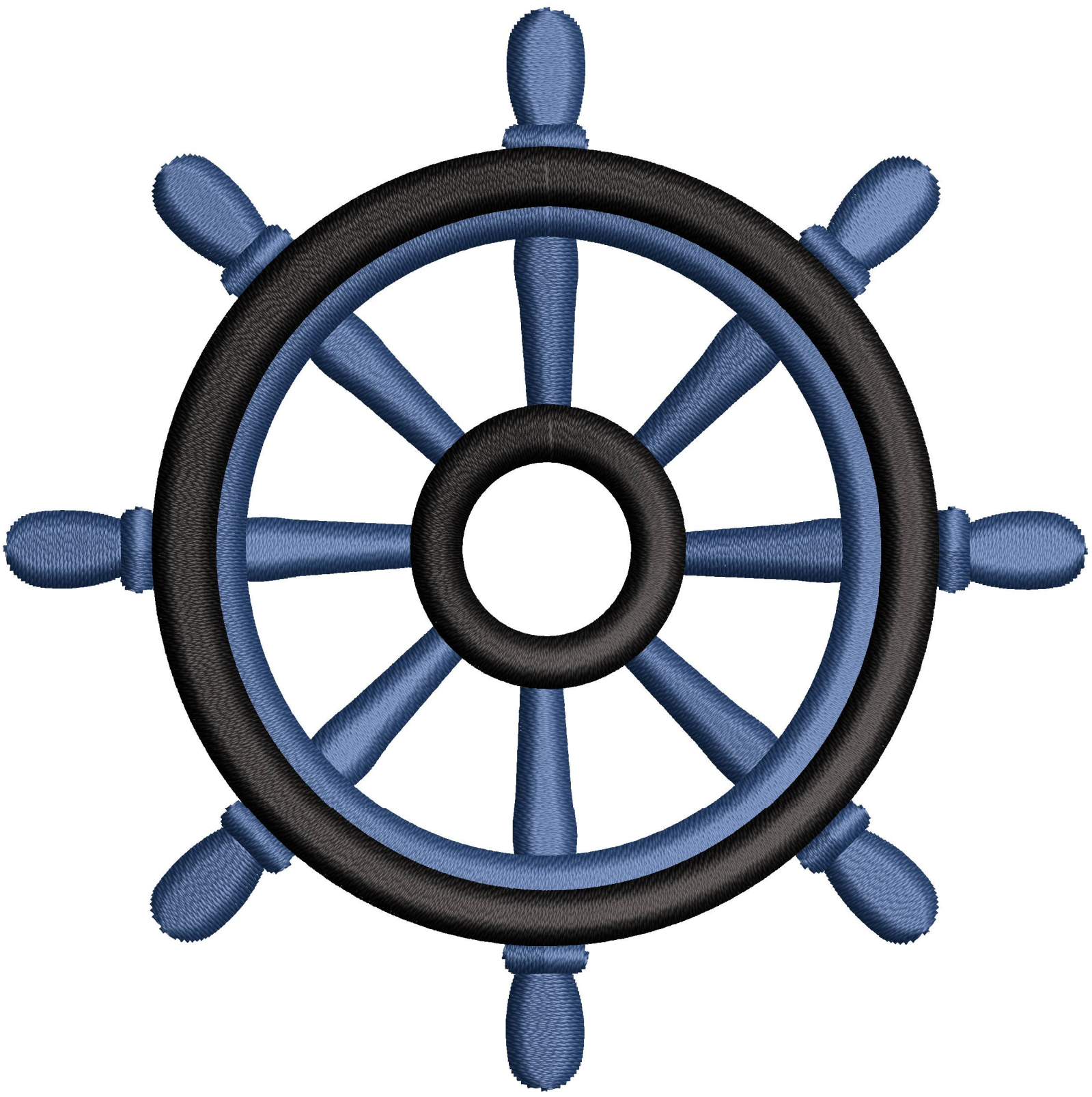
Wilcom EmbroideryStudio - Designing

RING 4X4

Design: **Ring 4x4**

Title:

Stitches: 6,905
Height: 3.74 in
Width: 3.74 in
Colors: 2
Colorway: Colorway 1
Zoom: 2.20



Production Worksheet

Wilcom EmbroideryStudio - Designing

RING 4X4



Design: **Ring 4x4**

Title:

Stitches: 6,905
 Height: 3.74 in
 Width: 3.74 in
 Colors: 2
 Colorway: Colorway 1
 Zoom: 2.20

Machine format: Tajima
 Color changes: 1
 Stops: 2
 Trims: 10
 Appliqués: 0
 Left: 47.5 mm
 Right: 47.5 mm
 Up: 47.5 mm
 Down: 47.5 mm
 EndX: 0.00 in
 EndY: 0.00 in
 Area 13.99 in²
 Max stitch: 6.9 mm
 Min stitch: 0.4 mm
 Max jump: 6.2 mm
 Total thread: 180.34ft
 Total bobbin: 79.63ft

Stop Sequence:

#	N#	Color	St.	Code	Name	Chart
1.	2		4,563	1167	Blue Ink	Madeira Classic 40
2.	1		6,903	1000		Madeira Classic 40

Color Film


Wilcom EmbroideryStudio - Designing

RING 4X4


Design: **Ring 4x4**

Title:

Stitches: 6,905
Height: 3.74 in
Width: 3.74 in
Colors: 2
Colorway: Colorway 1
Zoom: 0.50



Stop #: 1
Element:
Code: 1167
Name: Blue Ink
Chart: Madeira Classic 40
Stitches: 4,563
Thread used: 114.39ft



Stop #: 2
Element:
Code: 1000
Name:
Chart: Madeira Classic 40
Stitches: 2,340
Thread used: 65.30ft